

Gawler & Districts

www.gawler4wd.com.au

4WD Club Newsletter

April 2012



Gawler and Districts 4WD Club Incorporated
is an active and supporting member of
Four Wheel Drive South Australia



Five Ferries 2011

Index

Committee Members	3
Schedule of Meetings	3
Last General Meeting	3
Notes from Your Committee	4
Coming Events	6
Information on Other Events	9
Our 10 th Anniversary Celebrations.....	9
Proposed Trips	10
Guest Speakers	10
Raffle Roster	10
Sponsor Acknowledgements	11
Tips of the Month.....	12
Trip Report.....	16

Acknowledgement: Special thanks to front page artist - Dwayne Ruf (2010)

WELCOME

to the Gawler & Districts Four Wheel Drive Club

Previously known as "The Light Four Wheel Drive Club of SA Inc." this active 4WD club was founded in 2002. Members voted at the March 2008 meeting to change the club's name and meet at Gawler to give the club a more recognizable name and a more central meeting place.

It has become a very social club and has run many a successful day, week-end, long week-end and extended trips. We are a member of the Four Wheel Drive South Australia which incorporates the Driver Training Unit. Most meetings include a Guest Speaker and a club newsletter is published monthly.

If you are a visitor to tonight's meeting, we welcome you and your family to our club. Please ask as many questions as you want. You can join us on up to 3 club outings before becoming a member. Trip Leaders run each outing and will be glad to help you with tips on four wheel driving and how to get the best from your vehicle. If you would like to join us on any trips and enjoy what Four Wheel driving can really bring, please fill out your details on our Trip Sheet/s.

The Club meets every second Friday in the month at 7.30 pm at the Gawler Elderly Centre Hall in Fourteenth Street, Gawler.

The meeting dates are shown on page 3 of this newsletter.

Annual membership fees are \$60 per vehicle/family, plus \$10 joining fee.



**Gawler & Districts 4WD Club
Inc.
P.O. Box 486
Freeling SA 5372**

**Enquiries Contacts: Max or Peter
8524 9002 / 0427 807 066 (Max)
8523 0889 / 0410 526 317 (Peter)**

EMAIL: info@gawler4wd.com.au
WEB: www.gawler4wd.com.au

Committee Members

PRESIDENT/PUBLIC OFFICER Max : 8524 9002 or 0427 807 066	VICE PRESIDENT Peter : 8523 0889 or 0410 526 317
TREASURER Quenton : 8523 2507 or 0407 604 601	SECRETARY Deb : 8523 2507
EDITOR Sandra : 8523 0889	MINUTES SECRETARY Lyn Le : 8524 9002 or 0403 332 432 Lyn Li : 0418 826 156
PUBLISHER Chris : 8280 7414 or 0438 223 724	TRIPS/PROPERTY LIBRARIAN CO-ORDINATOR Dave R : 8525 2765 or 0419 992 881
SOCIAL SECRETARIES Michele : 8525 2765 or 0419 813 805 Jane : 8523 0657 or 0409 091 851	TRAINING CO-ORDINATOR DTU DELEGATE Dave H : 0411 772 226
WELCOMING OFFICERS Keryn / Norma / Stephen SUPPORTING COMMITTEE Keryn	ASSOCIATION DELEGATE John : 8522 5664 or 0408 824 654

Schedule of Meetings

2012

Meeting	Jan	Feb	Mar	Apr	May	Jun	Jul	Aug	Sep	Oct	Nov	Dec
General		10	2	13	11	1	13	10	14	12	9	14
Committee		1		4	2		4	1	5	3		5
		22			23					31		

NOTE: DEADLINE TIME - All newsletter articles to the Editor before Committee Meeting date

Club committee meetings commence at 7:30pm on the scheduled Wednesday, on a rotating basis, held at various committee members' homes. All club members welcome.

Last General Meeting

March 2012

See the attached Minutes (members only)

Notes from Your Committee

President's Report

Welcome Everyone

A special welcome to 3 new members who joined at the last meeting. Continuation membership renewals have finished as of last meeting. For any late ones, the membership + \$10.00 joining fee now applies. We have plenty of activities and trips on the go at present, please check the trip sheets and place your names on the ones that suit. Keep the 10th anniversary celebrations which are fast approaching in the back of your minds.

On Sunday 4th March clean up Australia was well attended.

Ngarkat inter club working bee was held on 16th -18th March and attended by Peter, Steven & myself from the Gawler Club. It was also noticed that the Ngarkat life members from the Gawler club, Martin & Martin weren't in attendance.



Work performed ranged from repairing bad parts of the track with rubble supplied, trimming bushes back from track edge, erecting barriers & painting posts.

The 4WDSA gathering and AGM held at Strathalbyn 24th & 25th March was

Editor's report:

Hello everyone & welcome.

We have a very busy newsletter this month with the Katarapko trip report, a report from Dave about the training weekend at Worlds End Gorge along with a couple of helpful hints and thanks must

attended by Peter, Sandra, Lyn & myself from our club. This is an event that was well worth attending, sponsored by the High Range Club who did a marvellous job of catering for the event this year.

There were 4 different raffles with all prizes donated by different companies. The highest value raffle was 3 nights for 8 people on a luxury houseboat with spa from Willandra Houseboats based at Mildura. There was also a Bonnets & Boots display and competition.

This was to get ideas and then vote on your favourite one, and the owner with the most votes received a prize. Other events that were held included a tag along tour, a quiz and self guided town walking tour and a fun quiz at night in the club rooms. The AGM itself went for approximately 1 hour and the rest of the time was for all the activities and socialising with other clubs. When we arrived and was given our site, I couldn't believe my eyes. Yes, we were positioned alongside another van the same as ours - an off road Eco Tourer!!

There was Merna Mora Station over Easter and a few trips during March. Reports should make some good reading.

Our editor and publisher are doing a great job of the newsletter. To help with this task, could everyone who has a report get it to them as soon as possible after the event, definitely by the committee meeting before the published general meeting. This makes the job a lot easier for our publisher to get it out on time!

Thanks

Max

go to "Westprint" for allowing us to reprint information contained in their on-line newsletter about tyre pressures which we hope you will find interesting. There is also a short report from Max & Pete about the Ngarkat working bee and also the

4WDSA gathering and AGM held at Strathalbyn recently.

The details of the 10th Anniversary trip to The Rocks, Balaklava are listed under "Coming Events," however, we may need a back-up leader if Keryn is unavailable on that day. Similarly, Keryn has now finalised dates and details for the trip to

Burra Creek Gorge in September and would like a helper for this trip too. If you are able to assist Keryn, please let her or a committee member know and as a helpful reminder we've left the "Organising a trip" details in the newsletter for another month. Thank you.

Sandra

Vice-President's report:

The annual Ngarkat working bee was conducted over the weekend of 17/18 March. All told we had 12 volunteers working over the weekend and I am pleased to say that Gawler and Districts 4WD Club was well represented – many thanks to Max and Stephen for their efforts over the weekend.

During June, there will be a further activity at Ngarkat – Banksia seed distribution.

More details will follow, but the NRAU will be looking for volunteers to help with the preparation (by burning) and distribution of the seed.

Good thing is that the volunteers will get to see areas of the park not seen by the general public.

Pete

Treasurer:



SUBS ARE NOW OVERDUE FOR 2012

Please fill out renewal form

Members pay annual fee \$60

(+ \$10 joining fee for new members)

**Please pay Quenton before or at March meeting
together with a copy of your Insurance Policy**



***Got any Club photos you would like to share
for our 10th Anniversary?***

Please bring them along to one of our meetings either on CD or memory stick and the publisher will prepare them for display upon our website for all to share!

THANKS

***(Don't worry about compressing the photos. Most picture
formats supported including JPG, BMP, GIF, TIFF etc.)***



Coming Events

Rail Trail **Sunday 6th May 2012**

Trip Limit:	No limit
Trip Details & Requirements:	A trip along the northern railway lines. Bring morning tea and a picnic lunch, tables and chairs..
Cost	No cost.
Meeting Place:	Gawler Railway Station 9.00 am
Trip Leader:	Quenton - 8523 2507 or 0407 604 601

Peake Training Weekend **Saturday 19th – Sunday 20th May**

Trip Limit:	No Limit
Trip Details & Requirements:	Sand driving. Caravans, campers, tents, be self-sufficient. Sand flag, compressor, shovel and rated recovery points. Bring warm clothing & wood.
Cost	\$20.00 per vehicle per night, \$10.00 deposit required (refundable up to 1 meeting beforehand)
Meeting Place:	Back of Shell Roadhouse at Taillem Bend on Saturday 23 rd , ready to leave at 9.00 am sharp.
Trip Leader:	Dave & Karen – Phone 8524 3508 or 0411 772 226

Basic Training **Friday 1st June 2012**

Details & Requirements:	Vehicle inspection – pre departure checks and changing a wheel.
Cost	No cost.
Meeting Place:	Gawler Elderly Centre prior to the General meeting
Start time:	6.00 – 6.30 pm
Trip Leaders:	Dave & Karen – Phone 8524 3508 or 0411 772 226

Day Trip 10th Anniversary get-together Sunday 3rd June 2012

Trip Limit:	No limit.
Trip Details & Requirements:	Family Fun Day to a pleasant picturesque bush park/gorge at The Rocks near Balaklava, including a creek with toilet facility. Depending on season the creek could have water. Club BBQ. All members to bring own meats & salads and a sweet to share. Also bring chairs, tables, plates, cutlery etc & hats, shade, sunscreen & drinks. <i>There may be flies!!!</i>
Cost	No cost.
Meeting Place:	Tarlee – Car park through town
Start time:	9.45 am for 10.00 departure
Trip Leaders:	Keryn - 0429699671 or 85226478 (<i>Needs backup if unable to attend</i>)

Peake Social Weekend Saturday 11th – Sunday 12th August 2012

Trip Limit:	No Limit
Trip Details & Requirements:	Sand driving. Caravans, campers, tents, be self-sufficient. Sand flag, compressor, shovel and rated recovery points. <i>Bring warm clothing & wood.</i>
Cost	\$20.00 per vehicle per night, \$10.00 deposit required.
Meeting Place:	Back of Shell Roadhouse at Taillem Bend on Saturday 23 rd , ready to leave at 9.00 am sharp.
Trip Leader:	Peter – Phone 0410 526 317

Burra Creek Gorge 10th Anniversary trip - Saturday 15th & Sunday 16th September 2012

Trip Limit:	No limit to vehicle numbers...
Trip Details & requirements:	Overnight camping on private property along the Burra Creek between Robertstown & Morgan. 4WD tracks, creek beds & steep banks. Open fire okay for cooking & warmth. No shortage of wood. Long drop toilet. Self sufficient bush camping. <i>Bring warm clothing.</i> Need all 4WD safety gear & 2-way radios. Camper trailers & tents.
Cost:	\$10 per night per vehicle.
Meeting place:	TBA Keryn – Phone 8522 6478 or 0429 699 671

Argadells **Saturday 29th September– Monday 1st October**
Long Weekend 2012

Trip Limit: No Limit

Trip Details & Requirements: Bush camping on old working station of 8,000 acres. Rocky terrain, steep inclines & declines on network of tracks. Caravans, campers, tents etc. Be self-sufficient. **High clearance, low range vehicles only.**

Cost \$10.00 a day per person – children under 14 free - & \$45.00 track fee applies. Take wood or purchase from owners at \$50 per trailer load (may split cost between group.)

Meeting Place: TBA

Trip Leader: Dave & Karen – Phone 8524 3508 or 0411 772 226

Fundraiser – Sausage Sizzle at Woolworths **Sunday 21st October 2012**

Activities: Fundraiser. Sub Committee – volunteers needed please

Requirements Wear 4WD name badges

Time: 8.30am – 4.00pm

Contact: Deb – Phone 8523 2507 or 0407 604 601

Want to advertise in our Newsletter?



Contact our editor editor@gawler4wd.com.au for details
[Fees apply and payment has to be made prior to printing]



Information on Other Events



28th, 29th , 30th September, 1st October 2012
at Mt. Ive Station

9th Australian 4WD Gathering 2012

where:

**Mt Ive Station
Gawler Ranges
South Australia**

If you have any queries please email gathering4wd9th@hotmail.com

Our 10th Anniversary Celebrations

Please see trip details under "Coming Events."



Reminder: Please don't forget to bring "walk down memory lane" memorabilia for the June meeting.

This could take the form of photos, diaries, notes or perhaps a written story about your first 4 wheel drive experience within the Club. Alternatively, if you were a passenger on that first outing, an account of your first experience of four wheel driving!! It could be something exhilarating, scary or funny and may have occurred on a training weekend or on a trip. We've all had a "first experience" so please share them with us.

***** Please bring a plate of supper to share at the June meeting ***..**

Thank you.

ORGANISING A TRIP

It's Simple

1. Decide on a destination
2. Consult the trips' coordinator
3. Set a, date, time to start and duration
4. What is the purpose -training, towing, walking, touring?
5. Consider the accommodation needs: camping, cabins, caravan park, bush camping
6. Degree of difficulty -do participants need some minimum level of training?
7. Determine what equipment is needed.
8. Check which maps are needed, and the route to be followed.
9. Check accessibility of the roads and organise access where necessary.
10. Put in a trip sheet.
11. Consider communications and safety for more remote trips.
12. Have personal contact information for all participants on remote trips.

Proposed Trips

- Punyelroo in lower Riverland
- Morgan Training
- Kersbrook Training
- Mystery trail. Details TBA. Trip Leader: Keryn



Guest Speakers



These guest speakers have kindly agreed to talk with us (at the following general meetings):

April Deb re ordering garments
From Impress

November Johnno's Campers

Raffle Roster

We ask if all members could kindly donate an item for a raffle prize each month to approx value of \$15. These can be given to the Social Committee (Michele or Jane) any time. ***Mothers' Day is fast approaching and we are also seeking donations for the Mothers' Day raffle to be drawn during the 11 May meeting*** Thank you.

Your donated raffle prizes are urgently needed – as the cupboard is becoming bare!!

APRIL 2012

John & Jane J
Stephen K
Martin & Corry K


MAY 2012

Max & Lyn Le
Lyn Li
David & Carol M

JUNE 2012

John & Karyn M
Dave & Michelle R
Bronte & Norma R

GAWLER & DISTRICTS 4WD CLUB



Stickers For Sale - Only \$2.00 each

Magnetic Name Badges - \$10 each

See **Quenton** at the General Meeting

Sponsor Acknowledgements

IM-PRESS Promotions Gawler


All embroidered with club logo

60 Adelaide Rd
Gawler SA 5118

Ph : 8522 2156

Open Mon – Fri
9.00am - 5.00pm

POLO SHIRTS
WINDCHEATERS
CAPS and BEANIES




Gawler Fishing & Outdoors

48 Murray St Gawler SA 5118
Phone 08 8522 6200

fishnout@bigpond.net.au

Club Discount with club card
applies to all non-special items

- *Fishing Tackle
- *Fridge / Freezers
- *Guns & ammo
- *Binoculars
- *Knives
- *Camping gear
- *GPS systems
- *Swags
- *Marine
- *Repairs



La Dolce Vita Restaurant 'a taste of Italy'

Great atmosphere -La carte menu



*Fun, Food &
Friendship*

Lunch: Dinner:
Wed – Fri Wed – Sat

1 Julian Terrace,
Gawler SA 5118

Ph. 8522 1009

Email
lori39@tpg.com.au
Bookings advisable



The **Gawler and Districts 4WD Club** would like thank the **Wurth Group** and their representative, Neil Burton for kindly donating **Wurth** products to the club for use as prizes.

Anyone interested in any products from the **Wurth** product range should check out their website: www.wurth.com.au

Contact **Neil Burton Ph 0400 075 227** to order any of their products.



The **Gawler and Districts 4WD Club** would like thank **Johnno's Camper Trailers** for kindly donating some **CGear Matting** to the club for use as prizes. Anyone interested in any camper trailers, camping gear or camping products should contact **Johnno's Camper Trailers**.

Check out their website www.campertrailer.com.au or contact **Brian or Susan** on 08-8562 8370.



Photography by Barbara
Hoffman - Ph: 0411 413 497

Email: pleasantmemories@mail.com

[Facebook.com/pleasant.memories.photography](https://www.facebook.com/pleasant.memories.photography)

Pleasant Memories Photography photo package prices - current until June 30, 2012

Family portrait - \$80.00

This package includes a CD with all photographs taken on the day with no copy rights. A non refundable deposit of \$40 required at time of booking with final payment on delivery of CD.

Family portraits can be taken in the comfort of your own home, at a local park or another location you choose - the choice is up to you as these are your special memories to keep.

Special occasion photography - \$150.00

This package includes a CD with all photographs taken on the day with no copy rights. A non refundable deposit of \$80 required at time of booking with final payment on delivery of CD. A small fee may apply for travel if distance exceeds 75 km's - negotiable at time of booking.

Wedding photography - \$500.00

This package includes a CD with all photographs taken on the day with no copy rights. A non refundable deposit of \$200 at time of booking, a further \$200 due 4 weeks prior to the wedding date when we meet to go over the final details for your special day and the final payment of \$100 on delivery of CD (no later than 1 month after the wedding date)

I will stay with you all day from when you are getting ready until your reception.

Feb 2013



For all your vehicle maintenance

Call Amy & Brett

Ph 8522 4655

Log book servicing • Brakes • Transmission
Servicing • Radiators • Suspension
Starter Motors • Alternators • Brakes
CV Joints • Engine Building • Head Repairs

Apr 2013



CHECK OUT OUR SPONSORS and ADVERTS
Maybe you have something at home you would like to sell.

Contact us for details

Tips of the Month

What do you do with those left over wine/port cask bladders?

Good question! We all know you can't burn aluminium in the camp fire. We also know that everything we take away should have more than one use. Once you have consumed the contents of those wonderful aluminium bladders they can certainly be put to good use as a "space invader".

When on a trip, as the level of food and supplies goes down, "something" is often required to fill the gap to limit the amount of movement of things in your "pantry". Welcome the "space invader". The humble cask bladder can be inflated and used as cushioning / filling. Even a two litre bladder won't need much air to do its job.

If you have the patience, the bladders can be washed out before their alternate use, but it isn't really necessary. Share this idea with your boating friends - there is nothing worse than a loose can rolling back and forth at a quiet anchorage.


Tyre Pressures

Reprinted Article from "Westprint Friday Five Newsletter" 2012.3.9

(To subscribe yourself - http://www.westprint.com.au/cgi-bin/dada/mail.cgi/list/Friday_Five)

Hi, thought I'd add a bit on tyre pressures as it's a very important subject.

Reducing tyre pressures has significant benefits when operating in off-road conditions. One is, as your latest correspondents mention, reduced rolling resistance. It is true that lowering pressures increases the effort needed to rotate the tyre - which is why keeping pressures high is good for fuel economy. However, decreasing pressures gives a greater contact patch, which means the tyre sinks into the ground less, and therefore the vehicle requires less energy to move. It is this factor rather than an increased contact length per se which is why lowering pressures work.



There are other benefits. Take two balls, one highly inflated and the other not, drop both on a concrete floor and you know which bounces higher. Same for tyres. A bouncing tyre cannot transmit torque effectively to the ground. Then there's puncture resistance. Gather up your two balls and it'll be easy to see which is the more difficult to puncture with a sharp instrument. There is of course the "sidewall bulge" argument, but that's only put forwards by people who have never measured the difference between say 40 and 25psi. I have, and it's millimetres, so for my money a pressure reduction will reduce the chances of a puncture.

A further benefit is the caterpillar effect. As a tyre's pressure is reduced the contact patch becomes longer, but not wider. A long contact patch means the tyre can wrap over small obstacles like stones. A small one means the tyre rides up on top of the stone, and runs the risk of kicking the stone backwards, wasting energy and again causing bouncing which destabilises the vehicle.

One correspondent mentions the shear effect which is quite correct - a loose surface can only support so much torque per unit of area, so increasing the contact patch spreads the load. However, such surfaces are generally also soft, so the rolling resistance becomes a significant factor too.

A few disadvantages of reduced pressures: because the tyre flexes more heat builds up, and heat in a tyre carcass spells death. Also, the increased contact patch means there is less tyre exposed to the air thus cooling is reduced. There is also more tyre flex which detracts from handling. The lower the pressure, the slower you go. An extremely low pressure such as 10psi there is a risk of the rim rotating relative to the tyre.

A few quick myths:

1. Contact patches get wider as tyres are deflated - no, only longer.
2. Wide tyres have a larger contact patch than narrow - assuming identical tyre construction (and typically it's not), the answer is no. The patch is the same area, just a different shape. In general wide tyres are good for high-speed handling, narrow for off-road.
3. Giving out fixed pressures such as "25psi for X road" - bad move because vehicles are so different and giving absolute pressures is a bad idea. Instead, a better way to consider it is as a percentage of the manufacturer's placard limit.
4. Contact patch area isn't a function of tyre size - it's a function of pressure and weight, again assuming identical tyre construction.

5. A couple of psi won't make a difference - not from say 45 to 43psi, but from say 17 to 15 it certainly can. Think of the percentage difference.

6. Wide tyres offer better traction than narrows in the wet. No, because the narrows have more chance to remove water leaving the remainder of the tread in contact with the ground, needing to clear only say a 235mm path through the water instead of say 285mm. The same is true for soft surfaces like sand.

If you're crossing desert dunes then you can run very low pressures such as 15psi for a 2800kg 4WD. There is little risk of heat build-up as you're travelling slowly, in a straight line, frequently slowing down over the top of dunes, not accelerating or braking hard. Last time I was at Big Red we watched as three cars used longer and longer run-ups to get to the top, using speeds in my estimation of 80km/h. However, by dropping pressures to 15psi my Defender was able to drive down, perform a 180 turn at the bottom and come up in second low. Not much to do with the driver, just the physics of tyres.

There's more on wide vs. narrow tyres here: <http://www.4wdhandbook.com/rmp/blog/narrow-wide-tyre-better-offroad>

And I've devoted a whole chapter to this topic in my book which by the way thank you for reselling! Robert Pepper, author, The 4WD Handbook

"The advantage to 'skinny' tyres is that they have less of a 'bulldozer' effect due to their width. Also 'skinny' tyres, where the PSI is 20 or less provide a longer track (much like a crawler) and hence the surface area is larger. As mentioned by previous contributors, the key is to reduce the 'bulldozer' effect by reducing the ration of width to length while increasing surface area. "

Useful Links (as from our web site)

Some useful websites for you to visit (**Click on the web address text ie (www.xxx...) to view**).

[Four Wheel Drive South Australia
\(www.4wdsa.asn.au\)](http://www.4wdsa.asn.au)

[Department of Environment and Heritage
\(www.environment.sa.gov.au\)](http://www.environment.sa.gov.au)

[National Four Wheel Drive Council
\(www.anfwdc.asn.au\)](http://www.anfwdc.asn.au)

[National Parks and Wildlife Service
\(www.environment.sa.gov.au/parks\)](http://www.environment.sa.gov.au/parks)

[Road Conditions Index \(www.exploroz.com\)](http://www.exploroz.com)

[Forestry SA \(www.forestry.sa.gov.au\)](http://www.forestry.sa.gov.au)

[CFS Country Fire Service \(www.cfs.org.au\)](http://www.cfs.org.au)

[Royal Flying Doctor Service
\(www.flyingdoctor.net\)](http://www.flyingdoctor.net)

[SA Central \(www.sacentral.sa.gov.au\)](http://www.sacentral.sa.gov.au)

[Place Names \(www.placenames.sa.gov.au/pno\)](http://www.placenames.sa.gov.au/pno)

[Environmental Waste Disposal
\(www.environment.gov.au/settlements\)](http://www.environment.gov.au/settlements)

[Friends of Parks
\(www.communitywebs.org/FriendsofParks\)](http://www.communitywebs.org/FriendsofParks)

[4x4Earth Campsites \(www.4x4earth.com.au\)](http://www.4x4earth.com.au)

Useful Other 4WD Newsletters or Articles

[Westprint Friday \(www.westprint.com.au\)](http://www.westprint.com.au) (and join up for free newsletter)

[Explore Oz \(www.exploroz.com\)](http://www.exploroz.com) (and just "REGISTER for FREE" if you just want their monthly newsletter or join up (pay) to become a member)

[Home of 12 volt \(www.homeof12volt.com\)](http://www.homeof12volt.com) (and register under LOGIN)

Planning a Getaway?

It's easy with **JOHNNO'S CAMPER TRAILERS**

Camper trailers available to hire or buy

Short and long-term rentals available

Ideal solution for extra guests

Accessories and equipment also available to hire or buy

Proudly 100% Australian made and owned, and linked into Australia's largest network.

- CGEAR Matting
- OZTENT Products
- Powerful 4x4
- Evakool Fridges and Ice Boxes



4 Victor Road Greenock SA 5360
Phone 8562 8370 Mobile 0403 246 277

Email: barossavalley@campertrailer.com.au
Web: www.barossavalley.campertrailer.com.au



March 2013

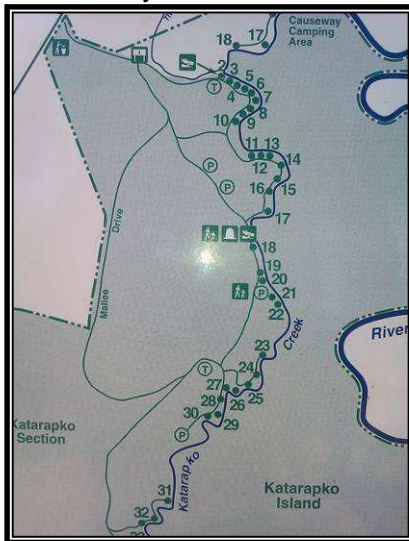
We hire Fridges as well!

Trip Report

Katarapko Creek National Park

Saturday 25th & Sunday 26th February 2012

Our meeting place was set for the Caltex car park in Truro, opposite the Bakery, leaving at 7.30am. Our home alarm went off at 6.30am but I rolled over for another ½ hour sleep causing us to arrive late. (Yes, it's always my fault!!) Now everyone knows the penalty for late arrival is writing up the trip report but I thought by courteously phoning Dave, our trip leader, to say we were on our way, would warrant us getting



out of it. NO SUCH LUCK! I was busy writing all my notes as we travelled but lost the lot when we arrived home.

So please, any of these people listed below that came on the trip, correct my ½ forgotten stories. You must all agree with just one word:- HOT, HOT, HOT. Club members that attended were Dave, Michele & Jessica, Stephen, Paul & James, Marie, George, Chris & Julie, Bronte & Norma, Max & Lyn and Pete & Jo arrived about lunch time.

Our 1st stop was at the lovely air conditioned Waikerie Bakery. On our travels Dave was showing and talking about the many different paddocks he and Michele used to work at Woolpunda, between Kingston and Waikerie. Travelled to Berri Estate Winery where we turned off the main highway to the Katarapko National Park. Can't remember the arrival time we but we all signed in and paid our camp site fees.


Checked out the map showing many lovely camp sites, not realising the area was so big. Dave had a favourite site for the 16 of us already picked out but several other vehicles liked it as well and arrived before we did.

After driving for nearly an hour looking at many other spots, a nice area



at site no 24 was chosen for us all to set up to try fishing, yabbing, kayaking, reading a book, relaxing and enjoying the sunshine

(although we chased the tree's shade to get out of the sunshine!).





Dave, Chris & Julie often took the kayaks for a paddle both up and down stream. This activity looked a bit exhausting so we decided to do totally “nothing” which we enjoyed as well. Campsite 24 did not have a toilet close by so we found it was hard to use the shovel in the near concrete dirt. Others found it easier setting up their own toilet tents – very wise.

The water was very muddy with a strong current flowing. The water level was neither rising nor falling at this stage. I believe we were a little too early to catch lots of yabbies, but a few were caught anyway. Dave showed

us his magical powers how to put a yabby to sleep and in the end we let them all go back in the water again hopefully to breed more yabbies.




As I said before it was HOT, HOT, HOT so several braved the muddy, slimy water to cool off. Not me, I kept thinking of mud oozing between the toes or even slipping over which one person did but luckily didn't hurt himself.

If prizes were given out, young James would have received the dedication prize for patience in fishing – I think he caught 19 in total ranging from carp to Callop in



various sizes. I can't remember seeing him eat many meals, just waiting for the big fish to latch on. Dave brought a good supply of worms from home while others used shrimp they caught as bait. Jessica enjoyed her first time fishing and was very proud to catch several fish but dad had to come to the rescue in taking them off the hook. Another prize could have been won when Jessica caught a catfish. Max found a different way of catching fish ,,,, with his hands!!

Sunday morning most of us were lifeless because of the hot night trying to sleep. The heat got the better of a few who left just before lunch. Chris & Julie were in no hurry enjoying the relaxation and stayed on a little longer.



The rest of the convoy slowly travelled home enjoying the rain from Waikerie to Accommodation Hill to complete a nice weekend.

Thanks everyone for your very pleasant company and from the look of these pictures we still all had a lot of fun in the sun.

[Lyn]

World's End Gorge Training Weekend 24th/25th March 2012

"Burra Creek Gorge is about 170 k's from Adelaide and sits between Robertstown and Burra in the State's mid north. You can either head for Burra through Tarlee etc, or go through Kapunda, Eudunda, and Robertstown. The gorge is 20 k's out of Robertstown along the Robertstown to Burra Road. From Burra, head east along the Burra to Morgan Road and the Robertstown-Burra Road runs south off of this about 10 k's out. The Robertstown to Burra Road is also known as Worlds End Highway. Guess what Burra Gorge is also called? Yep...Worlds End Gorge." *[www.campingsouthaustralia.com]*

The day started off looking like it was going to be wet and miserable. Setting off to meet George M. a new member of the club at the Elderly Centre, Karen, Angus and myself arrived 15 minutes early and George was already waiting. We greeted each other and set off quickly to catch up with Marie C. in Kapunda before 9:30am. The further north we headed looked pleasing weather wise and the country side looked in fantastic condition since surviving the drought. Just out of Kapunda we contacted Marie on the UHF radio letting her know we were almost there.

Sweeping through Kapunda we collected Marie who was now Tail End Charlie and there was only one vehicle left in our group to pick up, Paul M. another new member and his son James, who knew the gorge, were to meet us by the ruins of the old homestead just before the gorge. We travelled on through Eudunda, Point Pass and Robertstown and soon we picked Paul up via UHF club channel 16 and arrived at the gorge in good time to meet up at around 10:25am.

The camping area is large enough to fit the whole club if warranted so we quickly chose a spot amongst some of the old red river gums, some I was guessing could be up to 500 years old, and we were not too far from the drop dunny and the small running creek.

The day was turning out to be a cracker and with tents and camper set up we did some basic training on inclines, declines and controlled forward and reverse descents in a manual and an auto vehicle. After stopping for lunch we continued with a snatch strap assessment and then gathered around to talk all things 4wdriving and enjoy being out in the bush. We all separated for tea and gathered

again afterwards as a group and sat around the bush TV talking about some of our experiences, past club trips and some we hoped to do in the future. Angus spotted a satellite and a shooting star in the brilliant night sky with no moon. James cooked marshmallows on a long piece of wire and Karen cooked spuds wrapped in foil in the coals for me to munch on.

The following morning was leisurely as we took our time over breakfast. It was looking like another great day with perfect weather. After breakfast we did a group demonstration on Snatch Strap Recovery and joining 2 snatch straps, carry out vehicle inspections and talked about the techniques of high lift jack and exhaust jack usage. Then we went for a bit of a walk with Angus in the lead along a "goat track" down the gorge and found the creek to be holding some deep waterholes and running streams and Angus was busting to catch the small fish he sighted.

Karen and I have been camping at this gorge for over 20 years and we still love the beauty of the fauna and flora of the area. It is possibly one of the last places in South Australia where camping is free and left relatively unspoiled.

We returned to camp and packed up leisurely and headed for home in the late afternoon. Thanks go to George, Marie, Paul and James for their company on another great weekend away.

[Dave, Karen & Angus]