

Gawler & Districts

www.gawler4wd.com.au

4WD Club Newsletter

December 2012



Gawler & District 4WD Club wishes everyone a

Merry Christmas



Gawler and Districts 4WD Club Incorporated
is an active and supporting member of
Four Wheel Drive South Australia



Merry Christmas to all our Members 2012

Index

Committee Members	3
Schedule of Meetings	3
Last General Meeting	3
Notes from Your Committee	4
Coming Events	5
Information on Other Events	6
Guest Speakers	7
Raffle Roster	7
Sponsor Acknowledgements	9
Tip of the Month	10
Notice Board	13
Trip Reports	14

WELCOME

to the Gawler & Districts 4WD Club

Previously known as "The Light Four Wheel Drive Club of SA Inc." this active 4WD club was founded in 2002. Members voted at the March 2008 meeting to change the club's name and meet at Gawler to give the club a more recognizable name and a more central meeting place.

It has become a very social club and has run many a successful day, week-end, long week-end and extended trips. We are a member of the Four Wheel Drive South Australia which incorporates the Driver Training Unit. Most meetings include a Guest Speaker and a monthly club newsletter.

If you are a visitor to tonight's meeting, we welcome you and your family to our club. Please ask as many questions as you want. You can join us on up to 3 club outings before becoming a member. Trip Leaders run each outing and will be glad to help you with tips on four wheel driving and how to get the best from your vehicle. If you would like to join us on any trips and enjoy what 4WD can really bring, please fill out your details on our Trip Sheet/s.

The Club meets every second Friday in the month at 7.30 pm at the Gawler Elderly Centre Hall in Fourteenth Street, Gawler.

The meeting dates are shown on page 3 of this newsletter.

Annual membership fees are \$60 per vehicle/family, plus \$10 joining fee.



**Gawler & Districts 4WD Club
Inc.
P.O. Box 486
Freeling SA 5372**

**Enquiries Contacts: Max or Peter
8524 9002 / 0427 807 066 (Max)
8523 0889 / 0410 526 317 (Peter)**

EMAIL: info@gawler4wd.com.au

WEB: www.gawler4wd.com.au

Committee Members

PRESIDENT/PUBLIC OFFICER Max : 8524 9002 or 0427 807 066	VICE PRESIDENT Peter : 8523 0889 or 0410 526 317
TREASURER Quenton : 8523 2507 or 0407 604 601	SECRETARY Deb : 8523 2507
EDITOR Sandra : 8523 0889	MINUTES SECRETARY Lyn Le : 8524 9002 or 0403 332 432 Lyn Li : 0418 826 156
PUBLISHER Chris : 8280 7414 or 0438 223 724	TRIPS/PROPERTY LIBRARIAN CO-ORDINATOR Dave R : 8525 2765 or 0419 992 881
SOCIAL SECRETARIES Michele : 8525 2765 or 0419 813 805 Jane : 8523 0657 or 0409 091 851	TRAINING CO-ORDINATOR DTU DELEGATE Dave H : 0411 772 226
WELCOMING OFFICERS Keryn / Norma / Stephen SUPPORTING COMMITTEE Keryn	ASSOCIATION DELEGATE John : 8522 5664 or 0408 824 654

Schedule of Meetings

2012

Meeting	Jan	Feb	Mar	Apr	May	Jun	Jul	Aug	Sep	Oct	Nov	Dec
General												14
Committee												

NOTE: DEADLINE TIME - All newsletter articles to the Editor before Committee Meeting date

Club committee meetings commence at 7:30pm on the scheduled Wednesday, on a rotating basis, held at various committee members' homes. All club members welcome.

NEXT YEAR - 2013

Meeting	Jan	Feb	Mar	Apr	May	Jun	Jul	Aug	Sep	Oct	Nov	Dec
General		8	1	12	10	14	12	9	13	11	8	13
Committee	30	20		3	1	5	3		4	2		4
							31			30		

Last General Meeting

November 2012

See the attached Minutes (members only)

Notes from Your Committee

President's report:

Well Christmas and the AGM are upon us. At this stage I would like to thank all members of the Club for their cooperation throughout the five years that I have been President.

I have enjoyed every minute of it. It was a big step from being in the audience to the chair, and sometimes jumping into the deep end of the pool is not so bad provided there are a few lifesavers around.

I am sure our next President will get the same help whilst getting to know the run of things.

This being my last President's report, I would like to thank everyone who accepts a position on the Committee for 2013. There have been

a few nomination forms handed in, the rest will be filled from the floor.

No meetings now until Wednesday 30th January for the Committee and the first general meeting will be on 8th February. For all meeting dates, follow the schedule in the newsletter.

Please remember that after the AGM, memberships are up for renewal which need to be paid by the 1st March, otherwise the \$10.00 joining fee will apply.

I wish you all a safe and happy Christmas and hope to see you all in the New Year in whatever position we may hold.

[Max]

Editor's report:

Suggestions for some 2013 trips are starting to come in so please consider where you would like to go, what you would like to see and do and let members of the new committee know as your ideas are greatly appreciated.

It is your club and we are more than happy to have your input.


Please check "Coming Events" for the latest information.

I have nothing further to add to the newsletter except to thank the outgoing committee & Chris for their support and encouragement during the year and to wish you and your families a very Merry Christmas and a New Year filled with health and happiness.

If you are travelling, please keep safe on the roads as we'd like to see you back here in 2013.

[Sandra]

GAWLER & DISTRICTS 4WD CLUB



Stickers For Sale - Only \$2.00 each

Magnetic Name Badges - \$10 each

See **Quenton** at the General Meeting



Coming Events

Australia Day	Saturday 26th January 2013 (proposed trip)
Activities:	Free format weekend with no specific tracks/drives proposed but these are likely to be arranged on the weekend itself.
Requirements:	Caravans, camper trailers, tents
Where:	Milang Lakeside Caravan Park 1 Woodrow Drive, Milang, Phone 8537 0282 10 sites for 2 nights have been booked at \$26 per night for 26/27 January 2013 under the name of Keryn, Gawler & Districts 4WD Club. Deposit of \$26 required by Saturday 15 December. Option to book for Friday night as well. <i>FIRST IN, BEST DRESSED FOLKS!!</i>
Meeting Place:	Make your own way there
Trip Leader:	**TBA**



Yippee, thanks to Keryn, we have a suggestion for the 2013 Australia Day Weekend. More details to follow at the meeting on Friday 14 December 2012.

Please note: If you can't attend the meeting on Friday and are interested in going to Milang, please email the Club secretary on secretary@gawler4WD.com.au or contact a committee member so that we know you are coming.



SUBS ARE NOW DUE FOR 2013

Please fill out renewal form
Members pay annual fee
(to be decided at AGM)
(+ \$10 joining fee for new members)
Please pay Quenton before or at March meeting
together with a copy of your Insurance Policy



Information on Other Events

Bri Glen

If anyone is interested in camping at **Bri Glen** please contact Brian Sambell direct to make arrangements. If you would like to organise a group trip to **Bri-Glen**, discuss with Brian first and then we can promote the trip within the club.

Contact Brian directly on 8522 2871

SA Caravan & Camping and Outdoor Adventure Show

20th – 24th February 2013



The SA Caravan & Camping Show will tie in with the SA Outdoor Adventure Show to bring South Australia two great shows in one.

Opening Times:	10am - 6pm daily
Entry Cost:	Adults \$13, Concessions \$11, Children under 15 free with adult. Save \$1 when book online!
Entry Gate/s:	Kidman Gate, Stirling Angas Gate, Wayville Gate & Ridley Gate
Organiser Web:	http://www.caravanandcampingsa.com/



Got any 4WD related photos you would like to share with other Club members?

Please bring them along to one of our meetings either on CD or memory stick and the publisher will prepare them for display upon our website for all to share!

THANKS

(Don't worry about compressing the photos. Most picture formats supported including JPG, BMP, GIF, TIFF etc.)

PROPOSED TRIPS:

- **Punyelroo in lower Riverland**
- **Warraweena Sept 2013 – School Holidays. Trip Leader: Dave R**
- **Mystery trail. Details TBA at a later date. Trip Leader: Keryn**
- **Easter 2013 – Yapinna Springs, Melrose has been suggested. More details to follow.**
- **Clean Up Australia Day – Sunday 3 March 2013. More details to follow.**

These trips are still proposed at this time and more details should come to light in 2013.

Guest Speakers



These guest speakers have kindly agreed to talk with us (at the following general meetings):

- February: Zumba Gold Trainer
 March: Dave H – Trip Leaders Training Night
 April: Royal Society for the Blind “Puppy in Training”
 Wendy will accompany a golden retriever.

Raffle Roster

We ask if all members could kindly donate an item for a raffle prize each month to approx value of \$15. These can be given to the Social Committee (Michele or Jane) any time. Thank you.

For our CHRISTMAS RAFFLE details – See separate note on Page 12!

NOVEMBER 2012

Alan & Barbara H
 John & Jane J
 Stephen K

DECEMBER 2012

Martin K
 Max & Lyn Le
 Lyn Li

FEBRUARY 2013

John & Karyn M
 Ian & Claire M
 Paul & Michelle M

Want to advertise in our Newsletter?



Advertising Rates (12 months)	
Quarter Page	\$50
Half Page	\$100
Full Page	\$200
One off Advert : \$10	



Contact our editor editor@gawler4wd.com.au for details
 [Fees apply and payment has to be made prior to printing]

New guide to assist caravan and camper trailer buyers

The Caravan Council of Australia has prepared a simple, but comprehensive, step-by-step guide to assist buyers in the process of deciding on what vehicle to buy, and ensuring that the vehicle is exactly what they want.

To down-load the full check list go to the CCA website www.caravancouncil.com.au click the "BUYERS" button, and then click the "Down-Load" button. The document is freely available. Should any potential buyer need a hand they may engage the CCA to provide an experienced technical consultant to assist them for a reasonable fee.



PHOTO COMPETITION - WINNERS

A BIG THANK YOU TO:-
*Gawler Fishing & Outdoors &
La Doice Vita Restaurant*
For judging these photos



2012 Club Trips Photos

Winner: Sandra Judged and prize donated by Gawler Fishing & Outdoors

Winner: Sandra Judged and prize donated by La Dolce Vita Restaurant

Photo numbers were down this year resulting in having to draw upon last minute offers. These are good prizes so please try and "snap" some good shots for 2013 and bring them to the competition to allow everyone a chance to have a good look and maybe have a laugh or two!



Sponsor Acknowledgements

IM-PRESS Promotions Gawler


All embroidered with club logo

60 Adelaide Rd
Gawler SA 5118

Ph : 8522 2156

Open Mon – Fri
9.00am - 5.00pm

POLO SHIRTS
WINDCHEATERS
CAPS and BEANIES



Gawler Fishing & Outdoors


48 Murray St Gawler SA 5118

Phone 08 8522 6200

fishnout@bigpond.net.au

Club Discount with club card
applies to all non-special items

- *Fishing Tackle
- *Fridge / Freezers
- *Guns & ammo
- *Binoculars
- *Knives
- *Camping gear
- *GPS systems
- *Swags
- *Marine
- *Repairs



La Dolce Vita Restaurant *'a taste of Italy'*

Great atmosphere -La carte menu



*Fun, Food &
Friendship*

Lunch: Dinner:
Wed – Fri Wed – Sat

1 Julian Terrace,
Gawler SA 5118

Ph. 8522 1009

Email
lori39@tpg.com.au
Bookings advisable



The **Gawler and Districts 4WD Club** would like thank the **Wurth Group** and their representative, Neil Burton for kindly donating **Wurth** products to the club for use as prizes.

Anyone interested in any products from the **Wurth** product range should check out their website: www.wurth.com.au

Contact **Neil Burton** Ph **0400 075 227** to order any of their products.



The **Gawler and Districts 4WD Club** would like thank **Johnno's Camper Trailers** for kindly donating some **CGear Matting** to the club for use as prizes. Anyone interested in any camper trailers, camping gear or camping products should contact **Johnno's Camper Trailers**.

Check out their website www.campertrailer.com.au or contact **Brian or Susan** on 08-8562 8370.



Photography by Barbara Hoffman - Ph: 0411 413 497
 Email: pleasantmemories@mail.com
 Facebook.com/pleasant.memories.photography
www.pleasantmemoriesphotography.com

Pleasant Memories Photography photo package prices - July 2012 - June 2013

Family portrait - \$95.00

This package includes a CD with all photographs taken on the day with no copy rights. A non-refundable deposit of \$40 required at time of booking with final payment on delivery of CD.


Family portraits can be taken in the comfort of your own home, at a local park or another location you choose - the choice is up to you as these are your special memories to keep.

Wedding photography - \$750.00

This package includes a CD with all photographs taken on the day with no copy rights, plus a complimentary photo book to share with your family and friends. A non-refundable deposit of \$250 at time of booking, a further \$250 due 4 weeks prior to the wedding date when we meet to go over the final details for your special day and the final payment of \$250 on delivery of CD (no later than 1 month after the wedding date)

I will stay with you all day from when you are getting ready until your reception.

Feb 2013



For all your vehicle maintenance

Call Amy & Brett

Ph 8522 4655

- Log book servicing • Brakes • Transmission
- Servicing • Radiators • Suspension
- Starter Motors • Alternators • Brakes
- CV Joints • Engine Building • Head Repairs

Apr 2013



CHECK OUT OUR SPONSORS and ADVERTS

Maybe you have something at home you would like to sell.


Contact us for details

Tip of the Month

Further to the tip earlier in the year regarding the use of spray bottles for washing hands (one bottle with soap and one with water to rinse off,) one of our Club members has taken this idea a bit further & used it to wash dishes by adding dishwashing liquid to the bottle in place of liquid hand cream. I have been assured that this works a treat and obviously saves on water consumption especially where water is at a premium.

We love to hear of ideas such as this so if you have any to pass on, please do.

It is for the benefit of all club members.



JOHNNO'S CAMPING SHOP

TANUNDA ROAD, TANUNDA

NEW SHOP - NOW OPEN

It's easy with JOHNNO'S CAMPER TRAILERS

Camper trailers available to hire or buy

Short and long-term rentals available

Ideal solution for extra guests

Accessories and equipment also available to hire or buy

Proudly 100% Australian made and owned, and linked into Australia's largest network.

- CGEAR Matting
- OZTENT Products
- Powerful 4x4
- Evakool Fridges and Ice Boxes



4 Victor Road Greenock SA 5360
 Phone 8562 8370 Mobile 0403 246 277

Email: barossavalley@campertrailer.com.au
 Web: www.barossavalley.campertrailer.com.au

We hire Fridges as well!



2012 AGM

is this **Friday 14 December 2012**

All positions *except Treasurer and Vice-President*
are up for re-election including:-

**President, Secretary, Minute Secretary, Social Secretaries, Editor,
Property Officer/Librarian/Trips Co-ordinator, and
Welcoming Officers etc**

Please consider nominating yourself or someone else for a position within the Club.
We need your continued help and valued input to keep our club
active and progressive.

Attached to this newsletter is the AGM Notice, the Committee Member's
Portfolios and a Committee Nomination Form.

REMEMBER: Please bring a plate of Supper to share at the AGM!



CHRISTMAS HAMPERS

DONATIONS NEEDED

It's that time of year again folks
- it's now or never for donations to the
Christmas Hampers!!



Each year we make up 3 Christmas hampers to raffle at our December AGM meeting and now it's time to start thinking about bringing something along to the meetings to pass onto Michele or Jane to put it all together. Tickets have been on sale from our October meeting at \$2 per ticket and the raffle will be drawn at the **AGM on 14 December 2012**.

Anything and everything for the big and little boys, cute and smart girls or for any member of the family is appreciated. It can be Tinsel, Christmas Cake, Tinned Fruit or Food, Crackers, A Basket or a Tub to put the items in, a Bottle of Wine or even a Voucher. The list is endless so when you next go shopping, maybe pickup a spare item or two as the shops are already selling lots of Christmas items now.

Don't forget to bring those extra coins this month as we will have the drawing of the Christmas raffle. Yey!!



Notice Board

Letter received from:

Senior Constable First Class Paul Bryant, Road Safety Section, South Australia Police

Hi all,

OPENING OF THE SA POLICE "ROAD SAFETY" CENTRE

As you may be aware I have been attending your monthly 4wd club meetings throughout South Australia for the last few years with the main aim being to educate members on 4wd modification, fatigue / long distance driving and loads / restraints on & in vehicles. These lectures have been very well received and I thank you for your continued support in helping SAPOL to promote road safety.

The reason for my email to you today though is to advise of the opening of the SA Police 'Road Safety Centre' situated at the Thebarton Police Barracks on the corner of Port Rd and Gaol Rd, Thebarton. In 2013 our aim is to have as many 4wd clubs as possible attend our centre during the months of April, May, June and July in order to help promote and be educated on all manner of road safety issues that may affect or be of interest to your members. What we envisage offering to 4wd clubs is the opportunity for your club to attend the Road Safety Centre – either as part of your monthly meetings or as a separate 'event' held by clubs whereby your members can attend our centre on a given evening or weekend.

Could you please canvas your members during your next meeting to enquire if they would be interested in this offer? Depending on what your members suggest we are guessing that the evening would go along as follows:

- 6.30 / 7.00 pm** arrival at Thebarton Barracks for a self-catered BBQ dinner (if interested as we have all facilities to cook etc).
- 7.30 pm** start your monthly meeting
- 8.00 pm** power point presentation on any or all of the above points
- 9.30 pm** finish off with self-catered light supper (again if that's what you do as a club)

If your club members are interested (and if I or you can get hold of a legally modified 4wd) we could also have part of the evening as a 'show and tell' on vehicle modifications whereby the 4wd could be brought into our pergola area and various modifications could be explained to the group.

I have forwarded this email to you prior to Christmas to give you time to canvas members and get back to me asap. As per the attached letter please feel free to contact me on either 0457 534 714 or paul.bryant@police.sa.gov.au to organise a mutual time / date to book in your attendance.

Cheers,

Senior Constable First Class Paul Bryant

Road Safety Section (30)

South Australia Police

Duncan Court

OTTOWAY SA 5013

T (08) 8207 6582 F (08) 82076582 M 0457534714

E paul.bryant@police.sa.gov.au W www.police.sa.gov.au

SOUTH AUSTRALIA POLICE

KEEPING SA SAFE

Trip Reports

Christmas Show Mannum Caravan Park

24th November 2012



Another great Christmas breakup on the Murray River.

Some of the lucky people arrived early, Thur or Fri, others arriving Sat to enjoy the sunshine, friendship & relaxation. A very good roll up from the club attended.

Most of us took to the main street on Saturday morning to check out what they had & get last minute groceries. There are some interesting shops that sell very good merchandise, might have to take a trip back! Dave was trying his hand at fishing, as were many more on the banks of the river, plus lots of ski boats & skiers trying out their skills. Very popular caravan park.



Saturday was spent by many relaxing & catching up with everyone or some just slept under the shade while some little girl created havoc around them. Angus & Jessica had their own private swimming pool to escape the heat of the afternoon.

Then it was all go for the BBQ, lots of willing hands to cook & the ladies showed their skills in the salad department.



Plenty of food & lots of laughing with the sing & dancing reindeer hat. Angus & Jessica had plenty of fun taking it around to people which resulted in some very fun photos being

taken - even Clarentyne, our mascot, got into the swing of it.



Next on the list was the visit from Father Christmas & as usual some kids love him & some kids are just not sure who this white frizzed hair man is!!!!!!!!!!!!!!

But, boy, did he hand out some good presents.

The photo competition was announced which I won and I must say I was surprised to win both, as I have not entered for 3 years. Thank you to all that voted for the people's choice, my prize from La Dolce Vita & Carl & staff at the camping shop for voting my favourite photo the winner.



The Russell Koite Award was awarded to John Mewett by Quenton. I wonder who will be the next to receive this wonderful award.

Sunday arrived all too soon after a cool evening & the packing up was slow going. Some of us headed straight home or visited friends. Dave & family stayed for some fishing, but a lot of us hit

the Mt Pleasant Bakery yum yum.

Thank you to the organizers of the weekend & to all for a great weekend once again.



[Sandra H]

Re-printed from Westprint Friday Five "Friday Funnies"

A couple was Christmas shopping on Christmas Eve and the whole place was heaving, packed with other last minute shoppers.

Walking through the shopping centre the surprised wife looked up from a window display and noticed her husband was nowhere to be seen. She knew they had lots still to do and she became very upset. She rummaged in her handbag and found her mobile phoned then used it to call her husband to ask him where he was.



The husband in a calm voice replied: "Darling, you remember the jewellery shop we went into five years ago, where you fell in love with that diamond necklace that we could not afford and I told you that one day I would get it for you...?"

His wife's eyes filled with tears of emotion, she began to cry softly and stifling a sob she whispered:"Yes, I remember that jewellery shop..."

"Well," he said, "I'm in the pub next to it!"



THE FOLLOWING APPLIES TO ALL OF US 4 WHEEL DRIVERS AND IS WORTH A READ:

SAPOL: 4WD MODIFICATION AND THE LAW

Notes from presentation on 14 September 2012 conducted by
Senior Constable First Class Paul Bryan, Road Safety Educator

Subjects covered: Road Safety, 4WD/Towing, 4WD Modifications and Loads; Insurance

5 Main reasons for crashes:

1. Seatbelts not being worn
2. Speeding – generally not an issue for 4WD vehicles
3. Distractions – GPS, Mobile phones, etc.
4. Drink/Drug Driving
5. Dangerous road users



Hazardous projections:

1. Additional side or towing mirrors – The law is that they be removed after towing.
2. Fishing Rod holders on bullbars are illegal – danger to pedestrians
3. Radio aerials fitted to bullbars, eg “L” bracket should be facing rear of vehicle
4. Towbar hitches to be removed after towing – can cause injuries

Commonsense re 4WD accessories

Large HF aerials should be mounted onto rear of vehicle so as not to impede driver’s vision.

Fuel containers may be carried on rear of vehicle generally as high as possible.

High Lift kits – 50mm is legal in SA – that is body and springs in total. Approval by DPTI (old Transport SA) if greater than 50mm applies. Requires engineering report and approval, eg Lane change test, etc, by a professional engineer. Then final inspection and on road approval by Regency Park and copy of exemption needs to be kept in glove box.

Eyebrow Height

Centre of rim to base of wheel arch moulding. Bridgestone Tyres have height measurements available for all makes and models.

Tyre sizes

Only 15mm above the largest dimension noted on tyre placard usually in glove box of the vehicle is allowable. If any greater than 15mm an engineers report is required.

Wide Tyres

Refer to Universal Tyre Guide – available on internet, tyre dealer and vehicle tyre placard.

Driving Lights

Should be in multiples of 2 or 4 and it is illegal to mount on roof racks. Rear work lights only to be used when stationary and wired independently of high beam and reverse lights. LED lights may be mounted on front bull bar in pairs.

Comprehensive Insurance implications

Owner must notify insurance company re any modifications carried out to vehicle. If a modification is a major factor in an accident, Police will be involved and insurance could be void.

CTP insurance

Will not cover the following: driving under the influence, driving an unroadworthy vehicle, intentionally causing injury or death, having an overloaded vehicle, driving in an unsafe manner (refer to document you will receive with your annual registration renewal.)

4WD loading/ball weights/towing

Ensure kerb weight of vehicle is measured correctly, ie unloaded vehicle but including full tank of fuel and all other accessories such as bullbar, roof-rack, cargo barrier, drawer system and fridge.

Safety Chains and Shackles

Rated “D” shackles are the preferred option.

Finally, a quick calculation of the GVM minus the Tare Weight (including any towball weight, eg usually 10% of trailer weight) may indicate a very limited amount of load you may carry in your 4WD. Any figure which the GVM exceeds would indicate an overloaded vehicle. Insurance issues may be encountered.

As we take our long summer break and head out into the great outdoors to enjoy the many splendours this wonderful country has to offer, it's worth considering the following points (RAA's Summer Edition 2012-13 of the SA Motor magazine):

The article is entitled "Tow the Line" where they look at the laws & penalties surrounding towing in this State

1. **Before you set off**, check if your car is able to legally carry the weight of your trailer or caravan. SA law says the load cannot exceed the towing capacity of the vehicle or towbar – as specified by the respective manufacturers. If either does not list these specifications, contact RAA's Technical Advisory Service on 8202 4689 for more details.
Penalty: Maximum fine of \$2500

2. **The mechanics** – Pulling a load puts more stress on your vehicle; check your oil and coolant levels and tyre pressure before and during your trip.
Tip: Towing is also more exhausting on the body and mind than ordinary driving so try to avoid long trips in one go or driving without a break and share the driving if possible.

3. **No stop Zone** – Except if in a built up area, it is illegal to pull over in a long vehicle unless you stop on the shoulder of a road. In a built-up area you cannot stop a long vehicle for more than an hour unless otherwise indicated.
Penalty: \$101 fine plus \$60 Victims of Crime Levy and one demerit point.

4. **Up front** – No person can be in or on the trailer while you are driving. All passengers must be seated and restrained properly in the cabin of your vehicle.
Penalty: \$210 fine plus \$60 Victims of Crime Levy and one demerit point.

5. **Looking around** – Extra loads can affect your rear vision. Consider getting extensions for your side view mirrors so you can see all traffic behind you, as well as in front.
Tip: Also make sure you take more care to accelerate and brake smoothly, and to ease into turns, in order to reduce the sway of your load.

6. **Light it up** – Unless your trailer or caravan has operational tail lights and is clearly visible, you cannot drive it at night or when visibility is poor.
Penalty: \$121 fine plus \$60 Victims of Crime Levy and one demerit point.

7. **Stick it out** – Limits apply to how far items can protrude from the back or sides of your trailer or caravan. A load cannot stick out more than 15cm from the sides and cannot exceed a total width of 2.5m. The total length of your vehicle and attachment cannot be more than 19m and if any item sticks out more than 1.2m from the back of the trailer, you must have a flag attached during the day, or a red light that is visible for 200m at night.
Penalty: #170 fine plus \$60 Victims of Crime Levy.

8. **Following Distance** – If the total combined length of your car and any attached trailer or caravan is 7.5m or more, you must leave at least 60m between you and another long vehicle in front. If you are in a signed road trail area, the minimum distance is 200m.
Penalty: \$212 fine plus \$60 Victims of Crime Levy and one demerit point.

Safe motoring everyone!!


IF YOU'VE FORGOTTEN TO MAKE OR BUY A CHRISTMAS CAKE, THE FOLLOWING EASY RECIPE, TAKEN FROM "THE ESSENTIAL CHRISTMAS COOKBOOK," MAKES A RATHER YUMMY, MOIST FRUIT CAKE AND CAN BE EATEN STRAIGHT AWAY OR KEPT FOR 2-3 MONTHS. WE'VE TAKEN IT AWAY ON MANY TRIPS: ENJOY!

Preparation time: 20 minutes
Total cooking time: 2 hours 10 minutes
Makes: 1 cake

2 cups raisins chopped
2 cups sultanas
1 cup currants
2/3rds of a cup of blanched almonds, chopped
½ cup red glace cherries
1 cup soft brown sugar
125g unsalted butter, chopped
¼ cup brandy
2 eggs lightly beaten
¾ cup plain flour
¾ cup self raising flour
2 teaspoons mixed spice



1. Put the dried fruits, almonds, glace cherries, sugar, butter, brandy and 1 cup water into a large saucepan. Bring to the boil, stirring occasionally until the sugar has dissolved and the butter has melted. Remove from the heat and set aside to cool to room temperature.
2. Preheat the oven to warm 160C (315F.) Grease and line a 20 cm (8 inch) round cake tin or 18cm (7 inch) square cake tin.
3. Add the eggs to the fruit, then sift in the flours and spice. Mix together, working quickly and lightly, but don't overmix. Spoon into the prepared tin, tap the tin on the bench to remove any air bubbles, then smooth the surface with a wet hand or fingers. Wrap newspaper around the outside of the tin and place tin on several layers of newspaper in the oven (*I don't do this and still get a moist cake*) and place cake into the centre of the oven and bake for one and a half to 2 hours until a skewer inserted into the centre of the cake comes out clean.
4. Cool completely in the tin, covered with a clean tea towel, then turn out. Store in an airtight container or wrap in plastic for 2-3 months.




It's a quick, easy recipe to make and the cake keeps well too. I hope you enjoy it as much as we do!

[Sandra (Editor)]

AND NOW A LITTLE BIT OF "CHRISTMAS CHEER" RECIPES

(I'd have to say that we just love Chocolate Rum Balls – Yum!)

Double chocolate rum balls



Rich and indulgent



Ingredients

- 250 g of chocolate cake
- 200 g of dark good quality cooking chocolate
- 1/4 cup of cream
- 30 g of butter
- 1 cup of desiccated coconut
- 1 teaspoon of rum (and 1 teaspoon of Bailey's optional)

Method

1. Combine the butter and cream in a small saucepan under low heat until it just starts to boil.
2. Take the saucepan off the heat and add chocolate and stir until chocolate has melted.
3. Crumb the chocolate cake in a food processor.
4. Add cake crumbs, half a cup of the desiccated coconut and rum (and Bailey's) until mixed evenly.
5. Refrigerate for about 30 min until firm enough to handle.
6. Roll into small balls and roll each ball in the remaining desiccated coconut.
7. Refrigerate for another 30 min before serving.

White Christmas Made With White Chocolate

Ingredients

- 500g White Chocolate Buttons
- 1½ cup Rice Bubbles
- 120g Red Glace Cherries, cut in half
- 50g Dried Raisins
- 1 cup Roasted Almonds, cut in half
- 2 cups Desiccated Coconut
- 1 Teaspoon Vanilla Extract

Method

1. Melt White Chocolate carefully over a double boiler.
2. Remove from heat and fold in the rest of the ingredients
3. Line a tray, approximately 38cm X 24cms with Baking Paper
4. Using the back of a large metal spoon, press mixture into the tray
5. Refrigerate overnight to set
6. To serve, carefully turn White Christmas on to a cutting board
7. Using a knife that has been dipped in hot water, cut into small squares or diamond shapes.



[Supplied by JANE]



An Aussie Christmas

Christmas in Australia is different to what you know ,
We don't see any reindeer and for sure there is no snow,
No steaming Christmas pudding, or eggnog by the fire. ,
Too much of that there hot stuff, makes us all perspire.

The sun is brightly shining. The sky is blue and bright ,
The waves are breaking on the beach, the tide is just in right ,
I've got my great new surfboard, the barbie's on the beach,
The chops are cooking nicely, the snags are lined up neat,

The temp is in the 40s, the sand is fine and white,
There's coldies in the esky, all has turned out right
Who needs the snow and iced up roads, Santa and his sleigh,
We'll have a red hot Christmas that's the Aussie way.

by John Smith Williams



Merry Christmas

from the

Gawler and Districts 4WD Club

