


Gawler & Districts

www.gawler4wd.com.au

4WD Club Newsletter

April 2014



Founded in 2002



Gawler and Districts 4WD Club Incorporated
is an active and supporting member of
Four Wheel Drive South Australia



Angorichina - April 2010

INDEX

Committee Members	3
Schedule of Meetings.....	3
Notes from Your Committee	4
Coming Events.....	5
Monthly Recipe	7
Birthday Wishes	8
Raffle Roster	8
Guest Speakers.....	8
Information on Other Events	9
Proposed Trips.....	9
Club Survey Results	9
For Sale	10
Sponsor Acknowledgements.....	11
Gawler 4WD Web Site.....	11
Members Notice Board	13
DTU Training.....	14
Ideas and Information	14
\$\$\$ Emergency Credit Card Details \$\$\$	14
Native Animal Network Inc. Wildlife Rescue, Care and Information Service.....	16
What's open, what's closed at Ngarkat.....	18
Should off-road trailers be banned?	19

WELCOME

to the Gawler & Districts 4WD Club

Previously known as "The Light Four Wheel Drive Club of SA Inc." this active 4WD club was founded in 2002. Members voted at the March 2008 meeting to change the club's name and meet at Gawler to give the club a more recognizable name and a more central meeting place.

It has become a very social club and has run many a successful day, week-end, long week-end and extended trips. We are a member of the Four Wheel Drive South Australia which incorporates the Driver Training Unit. Most meetings include a Guest Speaker and a monthly club newsletter.

If you are a visitor to tonight's meeting, we welcome you and your family to our club. Please ask as many questions as you want. You can join us on up to 3 club outings before becoming a member. Trip Leaders run each outing and will be glad to help you with tips on four wheel driving and how to get the best from your vehicle. If you would like to join us on any trips and enjoy what 4WD can really bring, please fill out your details on our Trip Sheets.

The Club meets every second Friday in the month at 7.30 pm at the Gawler Elderly Centre Hall in Fourteenth Street, Gawler.

The meeting dates are shown on page 3 of this newsletter.

Annual membership fees are \$60 per vehicle/family, plus \$10 joining fee.



**Gawler & Districts 4WD Club
Inc.
P.O. Box 486
Freeling SA 5372**

**Enquiries Contacts: President or Secretary
0410 526 317 (Peter - President)
08 8523 2507 (Deb – Secretary)
EMAIL: info@gawler4wd.com.au
WEB: www.gawler4wd.com.au**

COMMITTEE MEMBERS


PRESIDENT/PUBLIC OFFICER Peter Harper : 8523 0889 / 0410 526 317	VICE PRESIDENT Wayne Heintze : 8523 0407 / 0432 339 213
TREASURER Norma Rivett : 0438 120 342	SECRETARY Deb Earl : 8523 2507
EDITOR Sandra Harper : 8523 0889	PUBLISHER Chris Sieben : 8280 7414 / 0438 223 724
MINUTES SECRETARY Lyn Lillecrapp : 0418 826 156 (<i>General</i>) Norma Rivett : 0438 120 342 (<i>Committee</i>)	SOCIAL SECRETARIES Lyn Leske : 8524 9002 / 0403 332 432 Mandy Greatwich : 8284 0002
TRIPS/PROPERTY LIBRARIAN CO-ORDINATOR Quenton Earl : 8523 2507 / 0407 604 601	TRAINING CO-ORDINATOR DTU DELEGATE Peter Harper : 0410 526 317
COMMITTEE (GENERAL) Jane Jansen : 8523 0657 / 0409 091 851	ASSOCIATION DELEGATE John Mewett : 8522 5664 / 0408 824 654
WELCOMING OFFICERS	Dave Riddle / Paul Mitchell

SCHEDULE OF MEETINGS**2014**

<i>Meeting</i>	<i>Jan</i>	<i>Feb</i>	<i>Mar</i>	<i>Apr</i>	<i>May</i>	<i>Jun</i>	<i>Jul</i>	<i>Aug</i>	<i>Sep</i>	<i>Oct</i>	<i>Nov</i>	<i>Dec</i>
General		14	14	11	9	13	11	8	12	10	14	12
Committee		5	5	2		4	2		3	1	5	3
				30			30					

NOTE: DEADLINE TIME - All newsletter articles to the Editor before Committee Meeting date

Club committee meetings commence at 7:30pm on the scheduled Wednesday, on a rotating basis, held at various committee members' homes. All club members welcome.

Last General Meeting***March 2014******See the attached Minutes (members only)*****GAWLER & DISTRICTS 4WD CLUB**

Stickers For Sale – Only \$2.00 each

New Sticker with Web address - \$3.00 each

Magnetic Name Badges - \$10 each

See Quenton at the General Meeting

NOTES FROM YOUR COMMITTEE

President's Report:

A big welcome to all members and visitors alike and a particularly warm welcome to our guest speaker, Helen, from the South Australian Country Fire Service who is going to talk about being bushfire ready.



Last month, I had the pleasure of representing our club at the AGM of Four Wheel Drive SA. The meeting was very well attended, but not too many folk were prepared to put up their hands to fill vacancies on the Executive. We did get a new Secretary but, sadly, not a treasurer. Anyone out there want to have a chance to have a say in the running of the state body? If so, there is plenty of opportunity.

I will present an outline of the AGM business at the April meeting.

Now that the heat has gone out of the day, we can look forward to "trip season", starting with the Easter trip in a couple of week's time. Don't forget our competitions and get those cameras clicking and pens / keyboards flowing.

[Pete]

Editor's Report:



Easter is here again and with it another Easter trip, thanks to Quenton, which I am sure club members are looking forward to. I always think that Easter is the "last hurrah" as far as fine warm weather goes before winter sets in so let us hope that we are blessed with warm weather for this trip. Whatever you are doing, enjoy the Easter break and keep safe on the roads. I look forward to including the Easter trip reports in next month's newsletter.

Just a quick "PS" - we have speakers for our meetings up to and including June but the cupboard is bare after that. Could you please put your thinking caps on and see if we can collectively come up with the names of anyone we can contact for the rest of the year. Thank you.

[Sandra]

Treasurer's Report:



SUBS ARE NOW – OVERDUE!

Please fill out renewal form

Members pay annual fee (\$60)

(+ \$10 joining fee for new members)

Please pay the Treasurer at the next General Meeting together with a copy of your Insurance Policy

\$10 LATE FEE WILL APPLY!!

[Norma]



COMING EVENTS

Easter 2014	Fri 18th to Mon 21st April 2014 Caernarvon Track, Flinders Ranges
Limit:	12 vehicles
Details:	Camp at Angorichina Station with flush toilet and hot shower, driving the new 'Caernarvon Track" (already being called "the best 4x4 track in the Flinders") on the Saturday, sunset viewing Yellow footed rock Wallabies, Blinman mine tour, shared Lamb dinner Sunday night
Requirements:	FULL tank at meeting point, UHF radio, experienced 4WDers, usual recovery equip, covered shoes essential for mine tour, all food and water including Lamb themed food to share Sunday night. Caravans, Camper Trailers, Tents, Swags, good walking shoes, hat, binoculars, cameras. Nibbles/drinks for Wallaby watching.
Costs	Camping - \$20 per vehicle per night. Caernarvon Track - \$60 per vehicle. Blinman Mine Guided Tour - \$22.00 Adult (group rate) \$11.00 child under 12 (Optional, but highly recommended)
Meet	Tarlee Friday 7.30am
Leaders:	Quenton Ph 8523 2507 or 0407 604 601 Assistant Trip Leader / Tail End Charlie: Pete and Sandra

	Sunday 4st May 2014 Mystery Drive	
Limit:	No limit	
Details:	Mystery drive with "history" theme.	
Requirements:	UHF Radio, morning tea to share, packed lunch, chairs, picnic rug, table, camera.	
Costs:	Adult: \$10.00, Child: \$3.50	
Meet:	Gawler Visitors Information Centre at 9.00 am	
Leader:	Quenton E, phone: 0407 604 601	



Saturday 17th & Sunday 18th May 2014
Peake Sand training

Limit:	10
Details:	Sand and rock basic training
Requirements:	Sand flag, recovery gear, BYO food, water and wood
Costs:	TBD
Meet:	Tailem Bend Shell Roadhouse at 9.00 am
Leaders:	Peter Harper

June Long Weekend - Sat 7th to Mon 9th June 2014
Bendleby Ranges

Limit:	12 vehicles
Details:	Re-fuel at Jamestown, Morning tea at Orroroo Big Red Gum. Camp at Bendleby Ranges Base Campground. Shelter, Shower, Toilets, Camp kitchen. Test track and large network of 4WD tracks to explore including Billy Goat Ridge. High clearance Low range vehicles required. Bushwalking, Bike riding, Campfire cooking. Movie night. Johnburgh ruins.
Requirements:	Caravans, Camper Trailers, Tents, Swags. FULL tank at meeting point, UHF radio, experienced 4WDers, usual recovery equip including air compressor, jack plate, shovel, camera, binoculars, all food and water
Costs	Camping - \$20 per Adult, \$5 School age child per night. Tracks - \$70 per vehicle. (5 or more vehicles) (\$100 booking deposit paid by club)
Meet	Tarlee Sat 8.00am
Leaders:	Trip Leader: Peter Harper Tail-end Charlie/Assistant Trip Leader required
Trip Co-ordinator	Quenton Earl 0407 604 601

Saturday 9th & Sunday 10th August 2014
Social weekend at Peake

Limit:	10
Details:	Sand and rock driving and socialising
Requirements:	Sand flag, recovery gear, BYO food, water and wood
Costs:	TBD
Meet:	Tailem Bend Shell Roadhouse at 9.00 am
Leaders:	TBA



Happy Easter

Easter Raffle this month! If you are able to help out with a suitable donation it would be gratefully appreciated and the Raffle will be drawn at the April meeting.

[Lyn & Mandy]


Hot on the heels of Easter is of course Mothers' Day in May and the Mothers' Day raffle will be drawn at the May meeting. If you would like to make a donation for Mum, please pass it onto Lyn or Mandy at the April or May meetings. Thank you.

MONTHLY RECIPE

Most of us buy our hot cross buns for Easter - to make them using yeast could be a problem on trips - however, if you've forgotten them, perhaps the following can be enjoyed instead as everyone likes hot buttered scones.

HOT CROSS SCONES

300g (2 cups) self raising flour
2 tablespoons icing sugar mix
80g chilled butter, cubed
55g (third cup) currants
125ml (half cup) milk
Extra milk to brush
80g dark chocolate, finely chopped
Melted butter to grease



Preheat oven to 220C. Brush a baking tray with melted butter to lightly grease.

Sift together the flour and icing sugar in a large bowl. Use your fingertips to rub the butter into the flour mixture until it resembles fine breadcrumbs. Add the currants and stir to combine. Make a well in the centre and pour in the milk. Use a round bladed knife in a cutting motion to mix until evenly incorporated and the mixture begins to hold together.

Turn dough onto a lightly floured surface and gently knead until smooth. Use a lightly floured rolling pin to roll dough out to about 1.5cm thick. Use a 5 cm pastry cutter dipped into flour to cut 15 scones from the dough. Place scones on the tray about 5 mm apart. Brush tops with extra milk. Bake for 10-12 minutes or until golden and scones sound hollow when tapped on top. Set aside for 30 minutes to cool.

Meanwhile place the chocolate in a heatproof bowl over a saucepan half filled with simmering water making sure that the bowl doesn't touch the water. Stir until the chocolate melts and is smooth. Spoon into a sealable plastic bag and cut 1 corner to make a 5 mm opening. Pipe the chocolate in a cross on top of each scone. Set aside for 5 minutes to set.

(The lemonade scone recipe or your own favourite scone recipe could be used in place of the above)

BIRTHDAY WISHES

Gawler and Districts 4WD Club wishes to extend a Happy Birthday greeting to the following members and family:

◆◆◆ APRIL ◆◆◆
Peter Harper
Wayne Heintze
Joseph Mitchell



RAFFLE ROSTER

We ask if all members could kindly donate an item for a raffle prize each month to approx value of \$15. These can be given to the Social Committee (Lyn Le or Mandy) any time.

MARCH 2014	APRIL 2014	MAY 2014
Joann & Peter Wuttke	Roger & Sue Brennand	John & Astrid Gardner
Lindsay & Ruth Bishop	Marie Carter	Darryll & Joan Grace
Nick & Kerrie Bottroff	Quenton & Deb Earl	Karen & Dave Hall

GUEST SPEAKERS



These guest speakers have kindly agreed to talk with us (at the following general meetings):

- April:** CFS Bushfire Ready Presentation by Helen Hennessy, Community Engagement Officer with the South Australian Country Fire Service.
- May:** Brian Thom – Gawler Now and Then see <http://www.gawler.nowandthen.net.au>
- June:** RAA – Education for Older Drivers
- July:** Suggestions required for rest of year.





INFORMATION ON OTHER EVENTS

Bri Glen

If anyone is interested in camping at **Bri Glen** please contact Brian Sambell direct to make arrangements. If you would like to organise a group trip to **Bri-Glen**, discuss with Brian first and then we can promote the trip within the club.

Contact Brian directly on 8522 2871

PROPOSED TRIPS

- **TBA** *Punyelroo in the lower Riverland*
- **TBA** *Trip to the Observatory at Stockport, Jane to advise*

Puppy Springs – 700-800 acres with 60 – 70kms sand hills

Dorado Downs – 1500 acres with 100kms sand hills, most clubs prefer this one as it is larger

- **Lots of 4WD tracks** for sand driving, Approx. 30k from Tintinara on Peake side.
- **No electricity but hot water, flush toilet & showers.** Owner supplies wood for camp fires
- **Minimum bookings of 3 vehicles or more.**
- \$60 per person or family for weekend. Arrive any time on a Friday and leave on Monday if you wish. Prefer no bookings during week. No deposit required. **When booked, the whole area is for our club only; no other vehicles can come in to share.**
- Anyone wishing to make enquiries, check out the tracks and be a trip leader are most welcome. The idea is yours if you want it.

Google "Dorado Downs" or "Puppy Springs" for more info.

Contact person Bill Small 8577 2228 (2 properties)

CLUB SURVEY RESULTS

Below are the results of the club survey which may inspire you to a possible trip or event. If you have any contacts in any of the mentioned suggestions, or would like to lead a day trip or send in an article for the newsletter; please let a member of the committee know.

Guest Speakers

Gawler's History, Flora and Fauna native to our area, 4WD Modifications, Auto Electrics, ARB, National Parks, Tyres, Trip Preparation, Resource Management Board, Outback Survival, Land Owners & Tourism Operators, Vehicle Road Accident and Rescue, Members Trips and Experiences, Members Hobbies apart from 4 wheel driving, St Johns, Gawler Fishing, VKS Radio Network, Photography and the CFS.

Day Trips

Close drivable beaches, Tours through factories etc, 1st Rocks Trip, Stock Port Observatory, Mystery Trips, Local places with History, Fishing, Mt Mary, Yukamurra Sanctuary, Picnic along the River Murray, Crabbing, Winter time camp oven cook out, Carrick Hill and Salisbury Wetlands.

Newsletter Articles

Personal Trips members have done, Dual Battery Set Ups and trailer wiring, info and stories from online forums, Equipment Use, Members Vehicle Set Ups, RAA and Ambulance Cover note, Bush cooking, First Aid page, 4WD articles from other clubs and magazines and Road Rule changes

FOR SALE

FREE MEMBER'S "FOR SALE" ADVERTISING



Members can submit requests for a "FOR SALE" ad, free of charge, but there are some guidelines:

- (a) Maximum of 6 lines per ad (similar to a typical local newspaper ad)
- (b) Adverts can only appear for a maximum of 3 consecutive months
- (c) No pictures, text only (you can run a pictures ad for \$10 a month)
- (d) Must supply contact details (either a phone or email)
- (e) Editor reserves rights to reject and/or tailor any submitted adverts.

Please send full details to our editor editor@gawler4wd.com.au for inclusion in our next newsletter providing it arrives BEFORE the newsletter deadline! (See page 3)

COROMAL POP-UP CAMPER TRAILER

Silhouette 421 (with Electric Lift) with H/D stone guard and bike racks + much more ...

Ring Chris 0438 223 724 or check it out on

www.gumtree.com.au/s-ad/1038577443 or

www.caravancampingsales.com.au/buy/details.aspx?R=16204097



FEB 2014

WHY YOU DON'T USE A TOW BALL AS A RECOVERY POINT!!



SPONSOR ACKNOWLEDGEMENTS

IM-PRESS Promotions Gawler

All embroidered with club logo

Gawler Park Retail
Centre
485 Main Nth Road
Evanston SA 5116

(behind Woolies service station)


www.impress.net.au

Phone 8522 2156

Fax: 8523 2117

Open Mon – Fri
9.00am - 5.00pm

POLO SHIRTS
WINDCHEATERS
CAPS and BEANIES



Gawler Fishing & Outdoors

48 Murray St Gawler SA 5118

Phone 08 8522 6200

fishnout@bigpond.net.au

Club Discount with ****club card****
applies to all non-special items

- *Fishing Tackle
- *Fridge / Freezers
- *Guns & ammo
- *Binoculars
- *Knives
- *Camping gear
- *GPS systems
- *Swags
- *Marine
- *Repairs



La Dolce Vita
'A taste of Italy'
Josey Morris
1 Julian Terrace, Gawler S.A.
Ph: 08 85221009
Be our friend on FACEBOOK
ladolcevitas@gmail.com
Fun, Food & Friendship



The **Gawler and Districts 4WD Club** would like thank the **Wurth Group** and their representative, Neil Burton for kindly donating **Wurth** products to the club for use as raffle prizes.

Anyone interested in any products from the **Wurth** product range should check out their website: www.wurth.com.au

Contact **Neil Burton Ph 0400 075 227** to order any of their products.

GAWLER 4WD WEB SITE

Have you checked out our web site lately?

www.gawler4wd.com.au

Details of when meetings are to be held, what trips and events are coming up along with useful links to lots of 4WD resources are included. Read about the latest trip report or view our photo library. Of course, you can download one of our newsletters (back to Aug 2009) including our special 10th year anniversary versions.



Check our FACEBOOK link as well. www.facebook.com/GawlerandDistricts4WDClub

Total Window Tinting

FOR ALL YOUR CAR, HOME AND OFFICE WINDOW TINTING

WE HAVE A LARGE RANGE OF FILMS TO SUIT EVERY NEED



CALL RICK ON 0402 826 816 FOR A FREE QUOTE

Mar 2015



For all your vehicle maintenance
Call Amy & Brett
Ph 8522 4655

Log book servicing • Brakes • Transmission
Servicing • Radiators • Suspension
Starter Motors • Alternators • Brakes
CV Joints • Engine Building • Head Repairs

Apr 2014



CHECK OUT OUR SPONSORS and ADVERTS
Maybe you have something at home you would like to sell.
Contact us for details

Want to advertise in our Newsletter?

WANTED!

- Sponsored Adverts
- Event Advertisers
- Classified Adverts
- "For Sale" items



Advertising Rates (12 months)	
Quarter Page	\$50
Half Page	\$100
Full Page	\$200
One off Advert : \$10	

Contact our editor editor@gawler4wd.com.au for details
[Fees apply and payment has to be made prior to printing]



MEMBERS NOTICE BOARD



It's back again!!!

***** 2014 PHOTO COMPETITION *****

The committee has decided that the photo competition this year will again be run by John J and the same rules apply to make it fair for all

The PHOTO COMPETITION RULES:

- (a) Two categories OPEN and FUNNY;
- (b) Each member may enter up to four (4) photos per category
- (c) Photos should be copy (not originals) - Size 15cm x 10cm (6"x4")
- (d) OPEN photos must have been taken on a club trip during the last 12 months
- (e) All photos must be labelled on the back with your name and where the photo was taken
- (f) Entries to be handed to John or Jane by close of November General meeting (14 Nov)
- (g) Late entries will not be accepted
- (h) All judging is carried out by our sponsors (and their decisions are final!):



So get clicking and get those photos in ... really GREAT PRIZES!!

DON'T FORGET

They must be in by November General Meeting!!

GREAT PRIZES!!!

***** 2014 TRIP REPORT COMPETITION *****

Due to the overwhelming response last year (we had 25 entries,) we have decided to continue on with the Trip Report competition this year to reward those who submit a Trip Report throughout the year!



It doesn't matter whether the report is long or short, serious or amusing, whether you have written one or more, your name will go in the "hat" for each report that is written and a winner will be drawn out of the hat at the end of the year at the Christmas Show BBQ.

So the more reports you write the better your chances of winning!

**There will be another
great prize so, please, keep-on writing!!!**

DTU TRAINING

Events the DTU are running are:

3rd – 4th May Basic Theory

Two day session covering the theory of basic 4WD driving and recovery at FWDSA rooms at Cavan.

Cost is \$20

17th – 18th May Basic Practical

Two days of training and assessing at Morgan. It will cover all available competencies. During this weekend we will also be running an advisor course. See further details below.

<i>Costs</i>	<i>Training</i>	<i>\$25</i>
	<i>Advisor</i>	<i>\$50</i>



14th September OH&S, Risk and emergency response course

An internal course covering aspects of OH&S, risk management and emergency response relating to 4WD activities and training

Cost is \$20

18/19 October Trip Leader Course

An internal course covering aspects of Trip Planning and Leadership. Conducted at Cavan

Cost TBA

15/16 November GPS / Ozi Explorer Course

An internal course covering aspects of GPS technology and the practical use of Ozi Explorer. Conducted at Cavan

Cost is TBA

IDEAS AND INFORMATION

\$\$\$ EMERGENCY CREDIT CARD DETAILS \$\$\$

Have you ever considered what would happen if you need repairs to or recovery of your vehicle while you are travelling in a remote area?

Once you get off the blacktop, repairs and recovery can become very expensive, “call out” fees of \$5,000 or more are quite common in some areas.

Because of the distances involved, most repair/recovery businesses will not offer to assist unless they are given your credit card details in advance (several businesses have reported travelling to a breakdown only to find the vehicle has been repaired and has long moved on – or the owner of the vehicle refusing to pay for the call out.)

Due to Privacy and Credit Card legislation, VKS-737 Radio Network Based operators are not permitted to accept credit card details from subscribers. Also, the passing of card details over the airwaves is very dangerous because of the risk of the card details getting into the wrong hands – remember HF is an open channel that can be heard by anyone.

It is recommended that you leave credit card details with a family member or friend so that if an emergency occurs you can give the name and contact number of the person with your credit card to the operator, the operator will contact that person on your behalf and request that they make the financial arrangements with the business.

(This article have been re-printed with the kind permission of the VKS-737 Radio Network, web: www.vks737.on.net)

Aussie Bush Etiquette

Aussie Bush Etiquette is recognised throughout the civilised world, but we all need to be reminded from time to time.

In General:

- Never take an open stubby to a job interview.
- Always identify people in your paddocks before shooting at them.
- It's tacky to take an Esky to church.
- If you have to vacuum the bed, it's time to change the sheets.
- Even if you're certain you're included in the will, it's rude to take your ute and trailer to the funeral.



Eating Out:

- When decanting wine from the box, tilt the paper cup and pour slowly so as not to bruise the wine.
- If drinking directly from the bottle, hold it with only one hand.

Entertaining at Home:

- A centrepiece for the table should never be anything prepared by a taxidermist.
- Don't allow the dog to eat at the table, no matter how good his manners are.

Personal Hygiene:

- While ears need to be cleaned regularly, this should be done in private, using one's OWN ute keys.
- Even if you live alone, deodorant isn't a waste of money.
- Extensive use of deodorant can only delay bathing by a few days.
- Dirt and grease under the fingernails is a no-no, it alters the taste of finger foods; and if you are a woman, it can draw attention away from your jewellery.

Theatre/Cinema Etiquette:

- Crying babies should be taken to the lobby and picked up after the movie ends.
- Refrain from yelling abuse at characters on the screen. Tests have proven they can't hear you.

Weddings:

- Livestock is a poor choice for a wedding gift.
- For the groom, at least rent a tux. A tracksuit with a cummerbund and a clean football jumper can create a tacky appearance.
- Though uncomfortable, say "yes" to socks and shoes for the occasion.

Driving Etiquette:

- When entering a roundabout, the vehicle with the largest roo bar doesn't always have the right of way.
- Never tow another car using pantyhose and duct tape.
- When sending your wife down the road with a petrol can, it's impolite to ask her to bring back beer as well.

Reprinted from Westprint Friday Five



Got any 4WD related photos you would like to share?

Please bring them along to one of our meetings either on CD or memory stick and the publisher will prepare them for display upon our website for all to share!

(Don't worry about compressing the photos. Most picture formats supported including JPG, BMP, GIF, TIFF etc.)

This article was prompted by a recent visit to Queensland by my brother from New Zealand. He reported seeing a kangaroo lying on the side of the road, which he thought was dead but, in his rear view mirror he saw the poor thing attempting to get to its feet and assumed it had a broken leg. He probably had no idea that a Native Animal Network was available to rescue it so with the Easter trip almost upon us, it might be timely to keep a copy of this in our glove boxes as the information contained therein might help to save some native animal's life one day. You just never know when you might be put in the privileged position of saving or helping to alleviate the pain of one of our unique native animals.

NATIVE ANIMAL NETWORK INC. WILDLIFE RESCUE, CARE AND INFORMATION SERVICE

What to do if you hit a kangaroo, Possum or Wombat, or,
Your guide to helping Sick, Injured and Orphaned Wildlife.

Your Checklist

Stop in a safe place.

Take care not to endanger yourself or others by stopping your vehicle suddenly in a dangerous location.

Approach with caution.

Approach any wild animal with care. Kangaroos particularly, are capable of lashing out with their powerful hind legs, even if severely injured. Most animals are able to inflict nasty bites and scratches especially when frightened or in pain.

If the animal is dead.

Check the underbelly for a pouch. Animals such as kangaroos, possums and wombats carry their young in a pouch. A bulge or movement inside a pouch may indicate live young. Gently remove the joey, taking care not to further injure the animal. An animal that has been dead for several hours, even overnight, may still have live young in its pouch.

Keep the animal warm.

A cold animal that is sick, injured or orphaned will stay cold unless it is heated by some external heat source. Wrapping the animal in a towel or jumper alone will not make it warm. Small animals can be placed under the front of a person's jumper, this is a safe and reliable heat source.

Alternative emergency heat sources are a hot water bottle or other plastic container filled with warm water or an electric blanket on a low or mid setting with the animal wrapped in a towel. The animal must not be placed onto the heat source. Take care not to heat the animal too quickly and avoid extreme fluctuations in temperature. Aim for a constant temperature of 30 -32 degrees C.

Keep the animal quiet.

Native animals are easily stressed and this alone may be enough to kill the animal. Keep it as quiet as possible, away from loud noises, and do not allow children to play with it. A joey requires the same care as a premature human baby.

Seek immediate assistance.

An animal will suffer in much the same way as a human. Seek immediate veterinary assistance if the animal is injured and even if you wish to care for the animal yourself, seek advice on the care and hand-rearing of orphans.

Short term Emergency Diets

The following diets should only be used short term when assistance is delayed in obtaining the proper milk formula.

The correct diet in native animals is essential. Special milk formulae such as Wombaroo, have been specially developed for native animals and are recommended for rearing orphans long term.

Do NOT feed the animal cow's milk that comes from a carton or bottle as this can cause diarrhoea. Use only tinned or lactose free powered milk in an emergency.



Kangaroo and Wallaby

50% tinned full cream evaporated milk and 50% water. This should be fed using a long teat or soft piece of fine rubber tubing. An eyedropper or syringe may also be used.

Possum

Same formula as kangaroo but sweetened with honey. It should be fed with an eyedropper.

Wombat

50% powdered full cream milk and 50% warm water with some Baby Cereal added. This should be fed from a bottle with a short teat or by spoon.

About Native Animal Network.

The Native Animal Network (NAN) is a voluntary, non-profit organisation concerned with the care of sick, injured and orphaned wildlife. Incorporated in 1993, NAN was initially composed of members of the Marsupial Society who had a particular interest in the rescue of native animals. Although individual members may care for birds, NAN primarily focuses on marsupial and reptile rescue.

NAN is proud to participate under the Standard Operating Procedures as defined by the Department for Environment and Heritage, in particular the policy of non-release of hand-raised, humanised animals.

NAN strongly supports its members, and as a consequence, every animal, no matter how common, receives the best possible care available.

Want to become a member?

For all Membership enquiries please call (08) 8398 3117 or 0411 102763

For free advice or assistance contact a Co-ordinator on:

(08) 8388 6944 or 0412 095 444

(08) 8398 3117 or 0411 102763

Or a Local Representative:

Callington	(08) 8538 5284	0417 591 185
Cambrai	(08) 8564 5122	0418 611 780
Clare	(08) 8842 1989	0417 885 630
Cooper Pedy	(08) 8772 5405	
Flinders Ranges	(08) 8648 4092	0418 850 919
Inglewood	(08) 8380 5775	0419 867 172
Lobethal	(08) 8389 5069	0418 898 503
Lower Barossa	(08) 8280 7223	0413 920 704
Lyndoch	(08) 8524 5060	0402 646 574
Mount Pleasant	(08) 8568 2331	0407 609 832
Murray Bridge	(08) 8535 4276	0432 402 776
Murray Mallee	(08) 8565 2262	0400 924 010
Mount Gambier	(08) 8725 2850 0407 252 853	
Parndana (Kangaroo Is.)	(08) 8559 2232	
Port Augusta	(08) 8641 0123	
Renmark	(08) 8595 3538 0400294287	
Roxby Downs	(08) 8671 0573	
Victor Harbor	(08) 8552 1781	0408850568
Willunga	(08) 85562664	0438388 144
Yankallila	(08) 8558 3633	04378561 75
Yorke Peninsula	(08) 8835 2221	0428837310

(This article have been re-printed with the kind permission of the VKS-737 Radio Network, web: www.vks737.on.net)



K. I. T. "KEEPING IN TOUCH"

WHAT'S OPEN, WHAT'S CLOSED AT NGARKAT

Date posted: 31 March 2014

Come visit, explore and stay a while, and you too will be drawn into Ngarkat Conservation Parks mysterious allure. Covering an area of 270,000 hectares, Ngarkat Conservation Park is two hours from Adelaide or the Riverland and is accessible by 2WD vehicle or toured more extensively by 4WD. The Park is immersed in rich history and has many walking trails to help visitors get up close and explore the fascinating historical sites and ruins.

Due to recent bushfires, some tracks within Ngarkat Conservation Park have been closed until further notice.

Closed tracks:

- **Border Track (south of the Centre Track intersection)**
- **Shaugh Track**
- **Red Bluff track and**
- **Dogger Hut Campground.**

The northern section of the Border Track will remain closed in accordance with its annual closure. The one-way section of the Border Track is expected to re-open on Tuesday 1 April 2014 with outlets from the Border Track via Centre Track and Pertendi Track to Pertendi Hut, or Centre Track to Pine Hut Soak, while the track's southern section remains closed.

The Ngarkat Block and McCallum Block, continue to remain closed until further notice. These blocks are bounded by the following roads and tracks, some of which are included in the continued closure:

- **Piggery Track (closed)**
- *Bann Hill Track (open to the public)*
- **South Boundary Track (closed)**
- **Bunns Boundary Track (closed)**
- *Ngarkat Highway (open to the public).*

The section of South Boundary Track to the west of the Bann Hill Track intersection is open and allows access to Gosse Hill Track. The remainder of The Park, which has been closed as a result of bushfire and/or fire danger reopened to the public at 5pm on Friday 28 February 2014.

For further information, contact the Natural Resources Centre, Berri on 8580 1800 or the Natural Resources Centre, Murray Bridge on 8532 9100.



Gawler 4WD Club Working Trip – NGARKAT March 2012

SHOULD OFF-ROAD TRAILERS BE BANNED?

(One journalist's point of view on a contentious issue and his suggestions to rectify the situation.)

Submitted by Robert Pepper (journalist, author, photographer) on 9 July 2011 and re-produced in 4WD handbook online..

Every time we head off into the outback the percentage of 4WDs towing something has increased. This year we reckon over 70% of vehicles had a trailer behind them, and the growth shows no sign of abating.

There are good reasons for the trailer-mania; modern vehicles have power to spare and make excellent tow cars, people need (want) to take more stuff on holiday and there's a thriving trailer manufacturer industry which has spawned an equally active rental market too. Trailers can make a campsite sufficiently civilised to tempt recalcitrant partners out into the bush, and for those with children the extra space and liveability is a godsend. But the off-road trailer trend could be curtailed. More and more outback tracks are being closed to trailers, and if this continues trailer owners will be more limited in their touring destinations. Now there are some tracks which should be closed to trailers, but nowhere near as many that are currently classed as 'no go'.



So why close tracks to trailers? There are several reasons for discouraging, or outright forbidding trailers. Firstly, not all trailers are off-road-capable. The shoddy ones fall apart and are quickly abandoned, or part of their load is discarded, cluttering the countryside. Nobody wants that to happen, least of all the rangers who are charged with keeping Australia's natural beauty beautiful.

Secondly, any trailer reduces a 4WD's off-road ability, and if the vehicle isn't being correctly driven in the first place then that could mean the car is stuck, or can only progress with excessive throttle which rips up tracks. Again, not exactly 'driving in a sustainable environment'.

Third, trailers make a 4WD less manoeuvrable. Trying to three-point turn a trailer needs space, and passing oncoming vehicles on narrow tracks is more difficult.

Fourth, there's an extra set of wheels and more weight. Which means another set of wheel marks around a corner, possibly in a straight line too if the trailer's track isn't the same as the tow car, and significantly more weight on the trail which leads to greater wear.

The solution, in the eyes of some, is to ban trailers from 'difficult' tracks or remote areas. That's just not right. There are tracks on which trailers shouldn't be used, but those would be restricted-traffic minimum-impact areas, extremely difficult tracks and narrow trails. Those are the minority, and for the rest trailers should be permitted, and here is why.

The average touring low-range 4WD, with a slight suspension lift and all-terrain tyres at the correct pressure is more than capable of towing a properly set up off-road trailer along pretty much any outback 4WD track, if correctly driven. I challenge anyone to find a 4WD track leading to a designated campsite or attraction that cannot be negotiated by such a combination. But you'll notice there are quite a number of qualifications in the statement above. It's not "any vehicle with a trailer", because that will indeed lead to trouble.

Taking the qualifications one by one:

Low-range: If you tow off-road, you need low range. Where an unhitched vehicle can cruise in high, a towing rig may need low, if only to save stress on the transmission. Even if a soft roader can tow a trailer the mechanical stress will be great when going through difficult terrain.

Suspension: The stock 4WD's suspension is not suitable for off-road touring or towing when loaded, let alone off-roading with a trailer. A two-inch lift with stiffer springs is typically what you need to retain a good safety margin of control, and clearance over obstacles.

All-terrain tyres: Extra grip over road pattern.

Correct tyre pressure: This is even more important with trailers. You only need sit atop Big Red and watch people fling their cars up the dune at speeds of 70kmph, when if they only dropped pressures they could easily cruise up from a standing start at the base in first high. Now high pressures are bad enough in a single vehicle, but as ever, any setup errors are amplified with a trailer on the back.

Off-road trailer: Some trailers are designed for off-road use. Some are not, lacking capabilities like clearance, strength or simple resistance to dust and corrugations. Those are the ones which end up lying broken by the track to the ire of the authorities and dismay of visitors. This isn't about any particular design aspect such as a type of suspension or hitch, more the overall build quality and robustness. Basically, is it going to fall apart somewhere remote?

Correctly driven: Again, the trailer makes the rig less tolerant of mistakes so judicious use of momentum, correct gearing and line selection is important.

Properly set up: That means paying attention to towbar height, weight distribution on trailer and tow-car, using an off-road hitch and generally doing more than hitching and hoping.

All that may sound logical, but the difficulty is determining which rigs meet the criteria and which do not. But that's solvable too. The first step is to agree a standard for an off-road trailer and only permit those on 4WD tracks.

To kick things off, it could include:

1. Designed and warranted by the manufacturer for use on unsealed outback roads with dust and corrugations, and on 4WD tracks subject to the tow-car's ability to pull it.
2. Articulated off-road heavy-duty hitch
3. Recovery points on the rear (towing/winching only)
4. Electric brakes (even if under 750kg)
5. All-terrain tyres of at least 730mm diameter and a 60% profile.
6. The track (distance apart of the wheels) should be the same as the tow-car or within a 50mm.

No homemade trailers. Yes, some are very good, but there's no easy way to differentiate between the good and bad. The litmus test for a manufacturer will be whether they provide a proper warranty for off-road use.

As far as the towing 4WD is concerned, that can be specified too:

1. Low range gearbox
2. Electric brake controller
3. All-terrain tyres (ideally sized to match those on the trailer)
4. Suspension such that when loaded and with the trailer connected the vehicle the vehicle is level.
5. Maximum trailer weight for 4WD tracks to be towed is 50% of maximum rated towing load.

The second problem is knowing how to drive your vehicle, and trailer off-road. This can be fixed with a national training course and only those who have successfully completed the course should be permitted to use outback 4WD tracks with trailers, and only when towing suitable trailers.

Finally, although the terrain may be navigable some tracks are very narrow, and oncoming vehicles must back up some distance before they can pass. Those tracks are not suitable for trailers and therefore towing should not be permitted.

Now if a touring rig and its owner meets all those criteria it should be allowed to roam wherever non-trailer drivers can go, with the rare exceptions listed above. Is this too much bureaucracy and over-complication? Nobody needs more regulations in their life, but I'd rather some extra hassle than being banned outright.

Anyway, everyone who has a properly set up trailer would already comply for the setup part, and even experienced drivers learn things from courses. Yes, it would raise the bar for people, but is that a bad idea? Outback travel is risky, and that risk can only be mitigated by an operator using the right equipment in the right way. And there are ample precedents of industries and groups not self-regulating so the authorities step in, and their solutions tend not to be ideal from anyone's perspective but their own.