

Gawler & Districts

www.gawler4wd.com.au

4WD Club Newsletter

October 2015



Founded in 2002



Gawler and Districts 4WD Club Incorporated
is an active and supporting member of
Four Wheel Drive South Australia



Kookaburra Creek - June 2013

INDEX

| | |
|------------------------------------------------|----|
| Committee Members | 3 |
| Schedule of Meetings | 3 |
| Notes from Your Committee | 4 |
| Coming Events | 5 |
| Proposed Trips & Outings | 6 |
| Information on Other Events..... | 6 |
| Social Corner..... | 9 |
| Birthday Wishes..... | 9 |
| Christmas Function 2015 | 10 |
| Pay for use 4WDing in the Flinders Ranges..... | 11 |
| Raffle Roster | 12 |
| Guest Speakers | 12 |
| Sponsor Acknowledgements | 13 |
| Members Notice Board | 15 |
| For Sale | 15 |
| DTU Training | 16 |
| Information from 4WDSA..... | 17 |
| Friday Funnies..... | 19 |

WELCOME

to the Gawler & Districts 4WD Club

Previously known as "The Light Four Wheel Drive Club of SA Inc." this active 4WD club was founded in 2002. Members voted at the March 2008 meeting to change the club's name and meet at Gawler to give the club a more recognizable name and a more central meeting place.

It has become a very social club and has run many a successful day, week-end, long week-end and extended trips. We are a member of the Four Wheel Drive South Australia which incorporates the Driver Training Unit. Most meetings include a Guest Speaker and a monthly club newsletter.

If you are a visitor to tonight's meeting, we welcome you and your family to our club. Please ask as many questions as you want. You can join us on up to 3 club outings before becoming a member. Trip Leaders run each outing and will be glad to help you with tips on four wheel driving and how to get the best from your vehicle. If you would like to join us on any trips and enjoy what 4WD can really bring, please fill out your details on our Trip Sheets.

The Club meets every second Friday in the month at 7.30 pm at the Gawler Elderly Centre Hall in Fourteenth Street, Gawler.

The meeting dates are shown on page 3 of this newsletter.

Annual membership fees are \$60 per vehicle/family, plus \$10 joining fee.



**Gawler & Districts 4WD Club
Inc.
P.O. Box 486
Freeling SA 5372**

**Enquiries Contacts: President or Secretary
0407 604 601 (Quenton - President)
08 8523 0657 (Jane – Secretary)
EMAIL: info@gawler4wd.com.au
WEB: www.gawler4wd.com.au**

COMMITTEE MEMBERS

| | |
|---------------------------------------------------------------------------------------------------------|------------------------------------------------------------------------------------------------------------|
| PRESIDENT/PUBLIC OFFICER Quenton Earl : 8523 2507 / 0407 604 601 | VICE PRESIDENT Wayne Heintze : 8523 0407 / 0432 339 213 |
| TREASURER Norma Rivett : 0438 120 342 | SECRETARY Jane Jansen : 8523 0657 / 0409 091 851 |
| EDITOR Sandra Harper : 8523 0889 | PUBLISHER Chris Sieben : 8280 7414 / 0438 223 724 |
| MINUTES SECRETARY Julie Sieben : 0407 820 480 (<i>General</i>) (Committee - on rotation) | SOCIAL SECRETARIES Lyn Leske : 8524 9002 / 0403 332 432 Sarah Rowe : 8522 3297 / 0414 423 197 |
| TRIPS/PROPERTY LIBRARIAN CO-ORDINATOR John Jansen : 8523 0657/ 0418 840 435 | TRAINING CO-ORDINATOR DTU DELEGATE Peter Harper : 0410 526 317 |
| WELCOMING OFFICERS Lyn Lillecrapp : 0418 826 156 Nick Bottroff : 0421 077 891 | ASSOCIATION DELEGATE Peter Harper : 0410 526 317 Nick Bottroff : 0421 077 891 |

SCHEDULE OF MEETINGS**2015**

| <i>Meeting</i> | <i>Jan</i> | <i>Feb</i> | <i>Mar</i> | <i>Apr</i> | <i>May</i> | <i>Jun</i> | <i>Jul</i> | <i>Aug</i> | <i>Sep</i> | <i>Oct</i> | <i>Nov</i> | <i>Dec</i> |
|------------------|------------|------------|------------|------------|------------|------------|------------|------------|------------|------------|------------|------------|
| General | | 13 | 13 | 10 | 8 | 12 | 10 | 14 | 11 | 9 | 13 | 11 |
| Committee | | 4 | 4 | 1 | | 3 | 1 | 5 | 2 | | 4 | 2 |
| | | | | 29 | | | | | 30 | | | |

NOTE: DEADLINE TIME - All newsletter articles to the Editor before Committee Meeting date

Club committee meetings commence at 7:30pm on the scheduled Wednesday, on a rotating basis, held at various committee members' homes. All club members welcome.

Last General Meeting***September 2015******See the attached Minutes (members only)***

GAWLER & DISTRICTS 4WD CLUB



Stickers For Sale – Only \$2.00 each

New design stickers complete with Web address - \$3.00 each

Magnetic Name Badges - \$10 each

See Quenton at the General Meeting

NOTES FROM YOUR COMMITTEE

Presidents Report:

Welcome to the October newsletter.

This month's meeting will be a "Trips planning meeting". So for day, week-end, long week-end or longer trips, bring along your ideas and have your say. The Club will provide a light supper but members are asked to compliment this by **bringing a supper plate** to share whilst chatting amongst other members, making this a great social night; **I urge you to attend.**

Next month's meeting Chris and Pete will discuss and present some slides on their respective trips to Western Australia. I am sure this will prove to be most informative and I for one am looking forward to it. It is always interesting hearing about fellow member's trips.

We are looking for a new Treasurer for 2016, so please give this important position some thought.

Don't forget the Photo Competition - entries are required by the November General meeting.

[Quenton]

Editor's Report:

Wow, here we are into October already! Where has the year gone? It's a bit frightening to know that Christmas isn't that far off and I know that I will be chasing my tail to try to be ready in time especially as we will be having visitors from overseas.

Unfortunately, Pete and I had to miss the Willangi trip due to vehicle troubles but hope that those who participated had a great long weekend. We were quite envious especially as the terrific weather was a bonus and look forward to reading the trip report when it's available.

Quenton has put up details for the Australia Day trip to Bethany Reserve. Don't forget to put your name down on the trip sheet for this one and start designing your Australia Day hat. It sounds like it's going to be a great day!

If anyone has any ideas for an Easter trip for 2016 then please let your Committee know - an opportune time would be at the October meeting - so put your thinking caps on.

'Till next time.

[Sandra]



COMING EVENTS

| | |
|----------------------------------------------|-------------------------------------------------------------------------------------------------------------------------------------------------------------------------------------------------------------------|
| Fleurieu Peninsula | Saturday 10th October 2015 Fleurieu Peninsula – Lions' Club Fundraiser |
| Trip Details: | Day Trip from Yankalilla to Cape Jervis on the back tracks-4WD needed 9am to 3.30 pm. Lunch is provided |
| Where: | Fleurieu Peninsula |
| Cost: | \$50 dollars per vehicle 2 people plus \$10 extra adults /\$5 extra children |
| Meet: | Gawler Elderly Centre 6.45 am leave at 7 am, to be at Yankalilla at 9am. |
| Trip Leader: | Deb/Quenton Earl 0407 604 601 or 8523 2507 |
| Woollies BBQ November 2015 | Sunday 15 November 2015 |
| Details: | Wayne will be the organiser and is looking for a band of willing workers. Please let Wayne or Quenton know if you are able to help on this day. |
| Where: | Woollies car park |
| When: | Sunday 15 th November from 10:00am till around 3:30pm 50% of proceeds to RFDS |
| Christmas Show November 2015 | Pt Elliot Holiday park Saturday/Sunday 28th/29th November 2015 |
| Trip Details: | Christmas get together at Pt Elliot. Bring a salad to share plus your own drinks, plates, bowls & cutlery. Club to supply meat for BBQ. Those with Children are asked to supply wrapped gift to the value of \$20 |
| Where: | Pt Elliot Holiday Park, Pt Elliot Road |
| When: | Saturday 28th November from 4.30pm till lights out. |
| Australia Day Tuesday 26 January 2016 | Picnic at Bethany Barossa Valley |
| Trip Details: | BYO Picnic lunch to share, BYO drinks, table & chairs, sunscreen, hat, etc. Bocce championship, games and prizes |
| Where: | Bethany Reserve, 324 Bethany Road, Bethany |
| Theme: | Australia Day Hat – best hat wins a prize |
| Cost: | Nil if wearing a themed hat |
| Meet: | At Bethany Reserve from 11.30 am |
| When: | Tuesday 26 January 2016 |
| Trip Leader: | Quenton Earl, 0407 604 601 or 8523 2507 |

EASTER 2016

Friday 25 March to Monday 28 March 2016

Please submit ideas to your Committee!

Thank you.

PROPOSED TRIPS & OUTINGS

- **TBA** *Puppy Springs/Dorado Downs
Contact person Bill Small 8577 2228 (2 properties)
** Leader required ***
- **2015** *Ladies Day weekend for guys and gals with ladies driving easy tracks on one of the days. This will help build 4WD confidence for those ladies who feel they need it.*
- **2016** *Proposed trip to follow in the footsteps of Charles Sturt.*

INFORMATION ON OTHER EVENTS



GAWLER MARKETS - Hayles Rd, Evanston South * **Every WEDNESDAY** *

- Good 4WD second hand items are often available
- Farmers Market
- Fruit and Vegetables

SUNDAY MARKETS - *Every SUNDAY* - Gawler Railway Station carpark.

4WD & Adventure Show, 23-25 October 2015



The next 4WD & Adventure Show will be 23rd -25th October 2015. FWDSA will not be running a stand, but individual clubs are welcome to run their own stand and use some of the



FWDSA promotional equipment.

<http://adelaide.4wdshow.com.au> GRAMPIANS ROAD RORTEP

GRAMPIANS UPDATE

While seasonal road closures remain in place, it is good news to see that nearly all of the roads and camping areas that were destroyed in the 2014 fires have been re-opened.

More detailed information regarding the closures can be obtained from Brambuk, the National Park and Cultural Centre at Halls Gap.

(Thanks to Westprint Friday Five dated 2.10.2015)

OUTBACK BEES

There is a rest area at Poppiltah between Broken Hill and Mildura where warning signs have been erected regarding bees under the toilet seat and surrounding trees. One to watch out for if you're travelling that section of road!



Whilst on the subject of bees, they play an important part in our environment and the following "blog" makes interesting reading.

Jo Blogs

Doug's comments made me think about bees in general and Australian native bees in particular. They are fascinating to watch when you are camping, especially if it is dry and you put out a saucer of water for them. **While not a bee expert I do believe the premise that if we have no bees we will have no food or flowers and that this will not be a good thing.** So I've been doing a bit of research and found this collection of amazing Australian bee facts.

There are more than 1500 species of native bees in Australia, ranging from 2 to 24 mm in size, smooth to furry, and in many colour combinations. The vast majority of Australia's native bees are solitary with only about ten species of social native bees.

What's the difference? Solitary bees do not have queens, workers and drones.

Instead in most species, just one female bee mates and then builds an individual nest for her eggs, just like a bird does. Blue banded bees, leafcutter bees and teddy bear bees are examples of solitary bees. Solitary bees do not store any honey and collect only tiny amounts of nectar to feed their young.

Australia has about ten species of social native bees. These species have a queen bee plus hundreds of sterile female worker bees and some male drone bees in each nest. Our social native bees are stingless and usually nest inside hollow trees. Social native bees are primitive species and make and store only small amounts of honey. This honey is stored by the bees in small resinous pots which look like bunches of grapes. In cooler areas they need all their honey to get through the winter months. However, if special techniques are used in warm areas of

Australia, commercial honey production with social native bees is possible.

Only the social species do not sting. That means that the other 1490 native bee species can sting. Fortunately Australian bees are not aggressive and many are so small their sting is ineffectual. However, a native bee can sting more than once and it is possible to be allergic to the sting of a native bee.

The most common bee in Australia is the commercial honey bee (*Apis mellifera*) and was introduced to Australia from Europe in about 1822 to produce honey for our pioneers. If commercial honey bees and native bees are foraging on the same flowers, they do not fight one another. Commercial bees are much better foragers and can fly at much lower temperatures.

When food is plentiful this is not a problem. However, most native bees are tiny, fragile, almost inconspicuous creatures and as such have difficulty competing with the highly efficient commercial bees.

Since 1977 no new bee genetics have been allowed into WA. There are however some 800 species of native bees and some introduced bees such as the European bee and Italian bee are widespread.

In 1992 a species of bumble bee (*Bombus terrestris*) was introduced accidentally to Tasmania. This bumble bee is now found across the state and is breeding in at least six National Parks, including those in the World Heritage area. It appears to have a negative impact on some local Tasmanian native bee species. Bumble bees are not presently found on the Australian mainland.

In 2006 applications were made to import European bumble bees to the Australian

mainland for greenhouse tomato pollination. The application was rejected because of potential harm to the Australian environment.



European or Western Honey Bee

Feral Bees. There are three main types of feral bees. By far the most common are wild hives of the European honey bee (*Apis mellifera*). Next is the bumble bee (*Bombus terrestris*) described above and the third species is the Asian honey bee (*Apis cerana*) in Queensland. The Asian honey bee has a native range throughout Asia.

In 2007, an incursion of the Asian honey bee was found in Cairns, Queensland. Attempts to eradicate it have been unsuccessful and it was declared not able to be eradicated in 2011. A containment program has begun to restrict its spread and minimise its impacts.

The Australian Native Bee Research Centre, hosting the Aussie Bee website, is a privately-funded organisation based in the lower Blue Mountains, west of Sydney, NSW. It publishes information booklets, a field guide and other products to distribute information on all native bee species to the Australian public and help ensure the bees' survival in Australia. Most of the information above came from <http://www.aussiebee.com.au/anbrc.htm> !

(The above articles are also attributable to Westprint Friday Five)

SOCIAL CORNER

Suggestions for club social outings include:

- **Film Night**
- **Port Adelaide GraveYard & Maritime Museum**
- **Putt Putt Golf, Tanunda**
- **Walking tour West Terrace cemetery**

Please pass on any social suggestions or comments to our Social Committee!

If you feel at any time that you would like to supply supper for the General meeting, please let Lyn Leske or Sarah Rowe know either during a General meeting or by the Wednesday prior to a General meeting.

The Social Club will be quite happy to reimburse you for any reasonable costs incurred.

Thank you

BIRTHDAY WISHES

Gawler and Districts 4WD Club wishes to extend a Happy Birthday greeting to the following members and family:

| ◆◆◆ September ◆◆◆ |
|----------------------|
| David Earl |
| Darryll Grace |
| Sandra Heintze |
| Corry Kisbee |
| Norma Rivett |
| Chris & Julie Sieben |



GAWLER Districts 4WD Web Site

Have you checked out our web site lately? www.gawler4wd.com.au

Details of when meetings are to be held, what trips and events are coming up along with useful links to lots of 4WD resources are included. Read about the latest trip report or view our photo library. Of course, you can download one of our newsletters (back to Aug 2009) including our special 10th year anniversary versions.



Check our FACEBOOK link as well. www.facebook.com/GawlerandDistricts4WDClub

CHRISTMAS FUNCTION 2015

Gawler and Districts 4WD Club Christmas Function 2015

Port Elliot Holiday Park

<http://www.portelliotholidaypark.com.au>

28th/29th November

Caravan, Camping and
Cabin Sites available



Powered Sites from \$34 dollars a night 2 people (yellow sites on map) closer to the beach costs more

Those intending to go need to book individually and state you are with Gawler and Districts 4WD club. 10% Discount to club members, or use your Big4 card (not both).

email info@portelliotholidaypark.com.au

Phone 1800 008 480 (Free Call)



Most of us are aware of the following, but those that are not or are new to the club may find this information useful. Remember when visiting remote and unfamiliar areas to travel safely, avoiding taking unnecessary risks and always use your 4WD training and knowledge to fully assess the situation and enjoy the experience.

PAY FOR USE 4WDING IN THE FLINDERS RANGES

Note: fees and details may change at anytime - please check with the contacts noted.



The Flinders Ranges have long been a drawcard for campers and bushwalkers. But now there is a third major focus, four wheel drive treks. Several station owners have placed increase emphasis on the 4WD tourists and opened up vast tracts of new land for exploration. The range of four wheel drive treks in the Flinders Ranges covers areas from near Wilmington in the Southern Flinders, to Arkaroola, in the rugged Northern Flinders. Camping is also available (of varying facilities) on some stations.

A BROCHURE '4WD TRACKS & TRAILS' WITH DETAILS AND A MAP OF 19 PARS AND 18 4WD PAY FOR USE AREAS, IS AVAILABLE BY CONTACTING [Flinders Ranges & Outback South Australia Tourism.](#)



Gawler & Districts 4WD Club
would like to thank
Gawler Mechanical
for their generous
donations to our club
Xmas Raffles.



They have kindly donated to us a very useful and practical 12V LED Strip kit which is ideal for lighting your way when out camping and also a portable Electric Pizza cooker which will be great when you are in that caravan park wanting a freshly cooked pizza!

Please help us support our local businesses and if you need any mechanical work done then contact Amy or Brett at **Gawler Mechanical** on (08) 8522 4655.

RAFFLE ROSTER

We ask if all members could kindly donate an item for a raffle prize each month to approx value of \$15. Please check below to see if your name is on the roster. Without these regular contributions the raffle would be unable to go ahead each month. Please don't leave it to that elusive "someone else!!"

These can be given to the Social Committee (Lyn Leske or Sarah Rowe) any time.

Thank you for all your support

| OCTOBER 2015 | NOVEMBER 2015 | DECEMBER 2015 |
|-----------------------|-----------------------|-------------------------|
| John & Jane Jansen | Max & Lyn Leske | Peter & Lynn O'Sullivan |
| Stephen Kelly | Lyn Lillecrapp | Dave & Michele Riddle |
| Martin & Corry Kisbee | Ian & Claire Mitchell | Norma & Bronte Rivett |

CHRISTMAS RAFFLE



Christmas is only 2 months away so please think about our Christmas raffle which is held at the December meeting and perhaps add something appropriate to your shopping trolley for the raffle.

A list of suitable items can be found on the Social Secretary's table next to the monthly raffle. We ask that you please tick off something that you would like to donate. By doing this, it will help the social secretary to plan the prizes for the raffle and avoid too many duplications of similar items. Thank you.

GUEST SPEAKERS



| | |
|---------------------------------------------------------------------------------------------------|---------------------------------------------------------------------------------------------------|
| <i>These guest speakers have kindly agreed to talk with us at the following general meetings:</i> | |
| October: | Trip Planning |
| November: | Chris Sieben & Peter Harper talking "trips" |
| December: | Annual General Meeting |
| * 2015 * | If you have any more suggestions for speakers, please advise one of the Committee members. |

SPONSOR ACKNOWLEDGEMENTS

IM-PRESS Promotions Gawler

All embroidered with club logo

Gawler Park Retail
Centre
485 Main Nth Road
Evanston SA 5116

(behind Woolies service station)


www.impress.net.au

Phone 8522 2156

Fax: 8523 2117

Open Mon – Fri
9.00am - 5.00pm

POLO SHIRTS
WINDCHEATERS
CAPS and BEANIES



Gawler Fishing & Outdoors

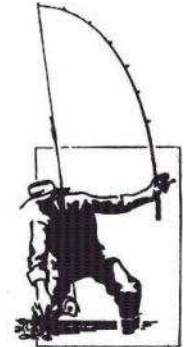
48 Murray St Gawler SA 5118

Phone 08 8522 6200

fishnout@bigpond.net.au

Club Discount with **club card****
applies to all non-special items**

- *Fishing Tackle
- *Fridge / Freezers
- *Guns & ammo
- *Binoculars
- *Knives
- *Camping gear
- *GPS systems
- *Swags
- *Marine
- *Repairs



*This space is available for your
sponsored advertisement.*

*Please contact our editor if
you would like to use this
sponsored spot and have your
advert inserted here!*



The **Gawler and Districts 4WD Club** would like to thank the **Wurth Group** and their representatives for kindly donating **Wurth** products to the club for use as raffle prizes.

Anyone interested in any products from the **Wurth** product range should check out their website: www.wurth.com.au

Contact **Neil Burton Ph 0400 075 227** to order any of their products.



Got any 4WD related photos you would like to share?

THIS INCLUDES TRIP PHOTOS!

Please bring them along to one of our meetings either on CD or memory stick and the publisher will prepare them for display upon our website for all to share!

(Don't worry about compressing the photos. Most picture formats supported including JPG, BMP, GIF, TIFF etc.)



GAWLER

FOR ALL YOUR 4WD AND SUV TYRES
OR
PASSENGER TYRES AND WHEEL ALIGNMENTS

**CONTACT MICHAEL OR JASON
ON 08 85223000**

WE WILL BEAT ANY COMPETITORS PRICE

COOPER, BFG, BRIDGESTONE, KUMHO, TOYO,
MAXXIS, GENERAL

Jun 2016



For all your vehicle maintenance

Call Amy & Brett

Ph 8522 4655

Log book servicing • Brakes • Transmission
Servicing • Radiators • Suspension
Starter Motors • Alternators • Brakes
CV Joints • Engine Building • Head Repairs

May 2016



CHECK OUT OUR SPONSORS and ADVERTS

Maybe you have something at home you would like to sell.

Contact us for details

Want to advertise in our Newsletter?



WANTED!

- Sponsored Adverts
- Event Advertisers
- Classified Adverts
- "For Sale" items



| Advertising Rates (12 months) | |
|-------------------------------|-------|
| Quarter Page | \$50 |
| Half Page | \$100 |
| Full Page | \$200 |
| One off Advert : \$10 | |

Contact our editor editor@gawler4wd.com.au for details
[Fees apply and payment has to be made prior to printing]



MEMBERS NOTICE BOARD

They're back again!!!



PHOTO COMPETITION

The committee has decided that the photo competition will continue to be run by John Jansen and the following rules will apply:

The PHOTO COMPETITION RULES:

- No specific categories apply
- Each member may enter up to four (4) photos
- Photos should be copy (not originals) - Size 15cm x 10cm (6"x4")
- Photos should have been taken on a club trip during the last 12 months
- All photos must be labelled on the back with your name and where the photo was taken
- Entries to be handed to John by close of November General meeting
- Late entries will not be accepted

**So get clicking and
get those photos in -
DOUBLE CHANCE OF a PRIZE!!**



TRIP REPORT COMPETITION

The committee has decided to continue on with the Trip Report competition this year to reward those who submit a Trip Report throughout the year!

It doesn't matter whether the report is long or short, serious or funny, whether you have written one or more, your name will go in the "hat" for each report that is written.

Winner will be drawn out of the collection of names at the end of the year either at the Christmas Show BBQ or at the AGM.

**So the more reports you write
the better your chances of winning!**

**There will be another
Amazing Prize
so please keep-on writing!!!**

FOR SALE

FREE MEMBER'S "FOR SALE" ADVERTISING



Members can submit requests for a "FOR SALE" ad, free of charge, but there are some guidelines:

- Maximum of 6 lines per ad (similar to a typical local newspaper ad)
- Adverts can only appear for a maximum of 3 consecutive months
- No pictures, text only (you can run a pictures ad for \$10 a month)
- Must supply contact details (either a phone or email)
- Editor reserves rights to reject and/or tailor any submitted adverts.

Please send full details to our editor editor@gawler4wd.com.au for inclusion in our next newsletter providing it arrives BEFORE the newsletter deadline! (See page 3)

Time to clear out the shed and get rid of those unwanted items ...

**FOR SALE ITEM WANTED
PLEASE FORWARD DETAILS TO EDITOR OR PUBLISHER**

DTU TRAINING

As part of the formality of the training provided by the club and managed through 4WDSA, the federal government requires students to have a student identifier. The simple process to follow is at www.usi.gov.au. Once obtained, please advise your club's training coordinator with the id so their training records can be updated

Peter Harper

For those that are interested, here is a summary of the 2015 4WDSA Training Calendar. If you would like to attend any of the training sessions:

Contact Peter Harper (peter_harper@bigpond.com)

| | | | |
|-----------------------------|---------------------------------------------------|---------------|-----------------------------------------------------------------------------------------------------------------------------------------------------------------------------------------------|
| 10/11 Oct 31 Oct / 1 Nov | Basic Driving and Recovery theory training course | Cavan & Peake | Theory Training weekend on 10-11 October. Practical Driving Weekend at Peake 31st Oct- 1st November Practical driving Sand Peake 31st Oct- 1st November. |
| Sun 18 Oct | Trip planning and leading | Cavan HQ | DTU run training for club members. One day theory course run at Cavan. Cost is 20.00 dollars. Internal course with no assessment. Will get certificate of attendance. One day on Sunday 18th. |
| Sat 31 Oct | DTU run club training at Peake | Peake | 31st Oct - 1st Nov - Sand and general basic training at Peake. Cost is 40.00 dollars. Property access is 30 dollars per day |
| 7 or 8 Nov | Oziexplorer/GPS | Cavan HQ | One day course with choice of either date |

Course costs

The course costs are very good value for what you receive. For the practical driving events you receive one on one training and assessment in your vehicle by a DTU Training person. The DTU reimburses their Training Officers for their fuel costs so this is part of the cost you pay and the other is the property access fee paid to the landowner for Callington and Peake.

To do the Basic Driving and Recovery course and the practical training events you will need to purchase a set of training manuals which consists of a comprehensive reference manual and a training checklist.

| | |
|------------------------------------------|---------------|
| Training manuals | \$60 |
| Basic Driving Theory weekend at Cavan | \$20 |
| Practical training weekend at Callington | \$95 |
| Practical training weekend at Morgan | \$40 |
| Practical training weekend at Peake | \$70 |
| Trip Planning and Leading at Cavan | \$20 |
| Oziexplorer / GPS training at Cavan | To be advised |

Peter Harper
Training Officer

INFORMATION FROM 4WDSA

KEEPING IN TOUCH A PRODUCTION OF THE FWDSA EXECUTIVE

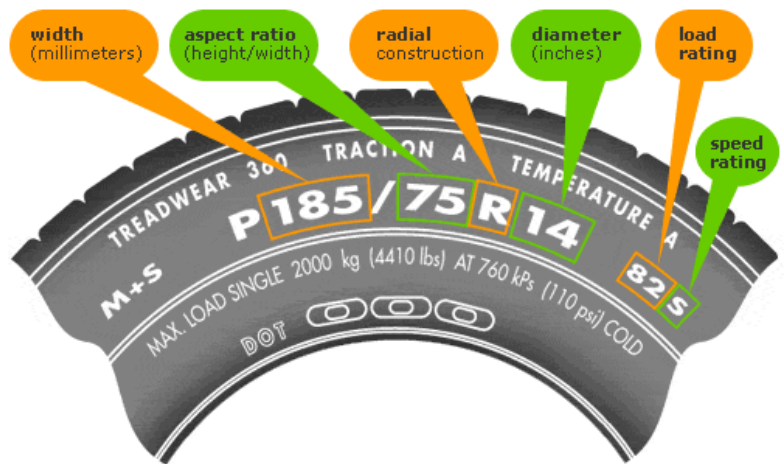
Number 38
03/08/2015

K. I. T.

“KEEPING IN TOUCH”

Tyre Sizes

Many members of FWDSA will be aware that the Tyre Size Working Group has been working to achieve greater commonality with the other states regarding the fitment of larger tyres.



The working group is pleased to advise that an exemption has been granted to off road passenger vehicles (class MC), this was published in the SA Government Gazette on 9 July 2015.

The exemption allows for the fitment of larger diameter tyres to your 4WD provided that:

1. The increased diameter is no more than 50mm greater than the largest tyre listed on your tyre placard:
2. Speedometer accuracy is maintained; and
3. The total ground clearance is not increased by more than 50mm.

Of course, all other existing regulations still apply, and you need to consider this exemption in conjunction with any other modifications that your vehicle may have.

If you have any doubts in your ability to interpret the rules then please consult an expert.

**I'm sure that's
LEGAL, right!**



**Maybe but
not by these
rules!**

KEEPING IN TOUCH A PRODUCTION OF THE FWDSA EXECUTIVE

Number 39
03/08/2015

K. I. T.

“KEEPING IN TOUCH”

LED light bars and driving lights on your roof

Two members that work in the after-market vehicle lighting area have mentioned that the rules regarding the fitment of LED light bars and other driving lights have been updated. Provided that certain conditions are met, you are now allowed to fit additional lights onto your roof rack.

Please see the vehicle standards fact sheet for the requirements.

http://www.sa.gov.au/data/assets/pdf_file/0020/76070/MR1517-LED-Light-Bars-Fact-Sheet-8.15.pdf

Be aware that the rules may be different if you are travelling interstate.

NOTE – Original FIT # 39 referred to v7.15 but this is now been updated with v8.15.

LED light bars and additional driving lights

Vehicle Standards - Fact Sheet

MR 1517 8.15




The Department of Planning, Transport and Infrastructure has received enquiries relating to the use of LED light bars as driving lights.

This was prohibited on vehicles manufactured from 1991 because Australian Design Rule (ADR) 13/00 used to require that driving lights be fitted in pairs.

ADR 13/00 has now been amended to allow driving lights to be fitted, singly or in pairs, up to a maximum of four.



This means that LED light bars may be fitted, provided that they are fitted symmetrically about the centreline of the vehicle.

Conditions

Driving lights such as LED Light Bars and additional headlights may be fitted, provided that they meet the following requirements:

- The light or lights must be installed to be forward facing and in a position that does not obscure the driver's view of the road ahead.
- The lights should, as far as is possible, be installed symmetrically in pairs with the total number not exceeding four lights.
- If the lights are not fitted as pairs, they must be fitted symmetrically about the centreline of the vehicle.
- The lights may be fitted to the roof of the vehicle.
- The light or lights must not be fitted or be used in any way that is likely to dazzle another road user and also must be installed in a way that the light produced does not cause the driver of the vehicle discomfort either directly or by reflection.
- The light/s must only come on when the main-beam (high beam) headlights are used, and must automatically turn off when the main-beam headlights are turned off.
- The driving lights may be fitted with an isolator switch to allow the main-beam light to be switched on without the driving lights also being switched on.

This publication represents the views of the authors and not necessarily those of the Minister for Transport, Energy, Infrastructure, Administrative Services and Government Enterprises, and Road Safety or the Department of Transport and Infrastructure. No responsibility is accepted by the Minister for any errors or omissions contained within this publication. The information contained within the publication is for general information only. Readers should always seek independent, professional advice where appropriate, and no liability will be accepted for any loss or damage arising from reliance upon any information in this publication.

Further information
Call 1300 882 248
Visit sa.gov.au
Email dpti.vehiclestandards@sa.gov.au



Government of South Australia
Department of Planning,
Transport and Infrastructure

Further information
Call 1300 882 248
Visit sa.gov.au
Email dpti.vehiclestandards@sa.gov.au



Government of South Australia
Department of Planning,
Transport and Infrastructure

FRIDAY FUNNIES

(Thanks to Westprint Friday Five)

A lady gets pulled over for speeding...

Woman: Is there a problem, Officer?

Officer: Ma'am, you were speeding.

Woman: Oh, I see.

Officer: Can I see your license please?

Woman: I'd give it to you but I don't have one.

Officer: Don't have one?

Woman: Lost it, 4 years ago for drunk driving.

Officer: I see...Can I see your vehicle registration papers please.

Woman: I can't do that.

Officer: Why not?

Woman: I stole this car.

Officer: Stole it?

Woman: Yes, and I killed and hacked up the owner.

Officer: You what?

Woman: His body parts are in plastic bags in the trunk if you want to see. The Officer looks at the woman and slowly backs away to his car and calls for back up. Within minutes 5 police cars circle the car. A senior officer slowly approaches the car, clasping his half drawn gun.

Officer2: Ma'am, could you step out of your vehicle please! The woman steps out of her vehicle.

Woman: Is there a problem sir?

Officer2: One of my officers told me that you have stolen this car and murdered the owner.

Woman: Murdered the owner?

Officer2: Yes, could you please open the trunk of your car, please. The woman opens the trunk, revealing nothing but an empty trunk.

Officer2: Is this your car, ma'am?

Woman: Yes, here are the registration papers. The officer is quite stunned.

Officer2: One of my officers claims that you do not have a driving license. The woman digs into her handbag and pulls out a clutch purse and hands it to the officer. The officer examines the license. He looks quite puzzled.

Officer2: Thank you ma'am, one of my officers told me you didn't have a license, that you stole this car, and that you murdered and hacked up the owner.

Woman: Bet the liar told you I was speeding, too.

Not too long ago, there was a woman who wanted to know how her husband would react if she left without telling him where she had gone. She decided to write him a letter saying she is tired of him and didn't want to live with him anymore. After writing the letter, she put it on the table in the bedroom and then climbed under the bed to hide until her husband got home.

When he eventually came back home, he saw the letter on the table and read it. After a few moments of silence, he picked up the pen and added something to the letter. Then he started to get changed, whistling happy tunes and singing and dancing while he did so. He grabbed his phone and dialled a number. His wife listened from under the bed as he started chatting to someone. "Hey babe, I'm just changing clothes then will join you," he said. "As for the other fool, it finally dawned on her that I was fooling around on her and left.

I was really wrong to have married her; I wish you and me had met earlier. See you soon, honey!" Then he hung up and walked out of the room. In tears and very upset, she climbed out from under the bed and stumbled over to read what her unfaithful husband had written on the end of her letter. Through teary eyes, she read: "I could see your feet you idiot, I am going out to buy bread.

Have you ever looked at a headstone in an isolated cemetery and wondered about the story of the person within? I know I have many times!! Here is one such story about a grave at the Netherby cemetery (Netherby is a small community north of Nhill).

The Nhill & Tatiara Mail- Saturday May 2, 1891

FOUND DEAD IN THE MALLEE

A strange report of a man found dead in the Mallee up at Pine Plains reached the police at Dimboola on Wednesday night. Mr W C Carter of Pine Plains Station informed Constable Coffey that about eight miles from the homestead on the track to Kulkyne and a little off the road, the dead body of a man had been found by some of the station hands, when out looking for dog traps on Monday last.

One trap they sought was missing from its position and on making a search they found the body of the deceased about 500 yards away with the fingers of the left hand fast in the missing trap, which weighed about 6lbs. There was nothing on the body, which presented a very emaciated appearance, to lead to its identification. The deceased appeared to be about 40 years of age, was poorly dressed, wore a hat without a brim, and apparently had no swag.

The body was much decomposed and the throat is described as having burst. A man of ordinary strength could have liberated himself from the trap but the deceased was evidently very weak and probably was demented or in the horrors from drink.

Constable Coffey reported the occasion to Superintendent Baker and a mounted man was dispatched to Pine Plains, 90 miles distant.

The Nhill & Tatiara Mail- Wednesday May 6, 1891

LOST IN THE MALLEE

The body of the unfortunate man lost in the Mallee, of whom we wrote in a previous issue has, we learn, been inspected by Mounted Constable Batty of Netherby.

There were no marks of violence and deceased appears to have been coming to Pine Plains from Kulkyne, distant about 100 miles, and to have lost his way. He seems to have wandered about and died from starvation. From documents found upon him it would appear that his name was Charles Sweeney.

The trap found on the fingers of the left hand was a very weak one and the inference is that the deceased was in a debilitated condition and probably spying the paper used by trappers he went to pick it up and thus set the trap off. He appears to have walked back from the place where he was trapped for a quarter of a mile, and then to have taken to crawling on his hands and knees. The constable tracked the deceased some 12 miles along Kulkyne Road before the deceased reached the trap. On the dead body there were found a Horsham Post Office Savings Bank book showing a deposit of £50 and a £5 note on the National Bank of Adelaide. These were carefully stitched in the lining of his vest under the arm.

The matter has been reported to Mr J McLuckie, the coroner, who has directed a magisterial inquiry to be held. Mounted Constable Batty left Nhill last night enroute for Pine Plains and will bring the body to Netherby.

The Nhill & Tatiara Mail- Wednesday May 13, 1891

MAGISTERIAL INQUIRY

A magisterial inquiry was held by Mr Dreher, JP, at the police station at Netherby on 9th inst. concerning the death of Charles Sweeney, whose body was found on the 27th April at Kulkyne Murray road.

The body was coffined and brought to Netherby by Constable Batty on the date of the inquest

On searching the body Constable Batty found sewed in the vest, under the left arm, a Horsham Savings Bank book showing a deposit of £50 and in the vest under the right arm a £5 note. The body was lying on its back with the fingers of the left hand in a dog trap. There was nothing else found on the body, and nothing to indicate how he met his death with the dog trap attached to his fingers. There were no wounds on the body except nail and teeth marks, which the magistrate considered were self-inflicted. A verdict was returned that "the deceased Charles Sweeney was found dead at Kulkyne Murray road apparently from privation". Constable Batty tracked the deceased for eleven miles from the place where it was found but could find nothing belonging to him.

Apparently, while in a demented state, the deceased travelled in a circle around a hut near where the body was found, a number of times and possibly in an exhausted state crawled on hands and knees to the thickest bush as shown by the marks found by Constable Batty. The body was buried in the Netherby cemetery.

(Thanks again to Westprint Friday Five)