


Gawler & Districts

www.gawler4wd.com.au

# 4WD Club Newsletter

## April 2018



Founded in 2002



Gawler and Districts 4WD Club Incorporated  
is an active and supporting member of  
Four Wheel Drive South Australia



From the archive - Argadells 2017

## INDEX

Committee Members .....	3
Schedule of Meetings .....	3
Notes from Your Committee .....	4
Coming Events .....	5
Guest Speakers .....	6
Raffle Roster .....	6
Birthday Wishes.....	7
For Sale .....	7
DTU Training Events .....	8
Club History and Archive Project.....	8
Autumn Raffle .....	9
Sponsor Acknowledgements .....	10
Members Notice Board .....	11
Gawler and Districts 4WD Web Site .....	11
Important Information - Are you overweight? .....	12
Ngarkat Working Bee Trip Report .....	16
Victor Harbour Trip Report #1.....	19
Victor Harbour Trip Report #2.....	20

# WELCOME

## to the Gawler & Districts 4WD Club

Previously known as "The Light Four Wheel Drive Club of SA Inc." this active 4WD club was founded in 2002. Members voted at the March 2008 meeting to change the club's name and meet at Gawler to give the club a more recognizable name and a more central meeting place.

It has become a very social club and has run many a successful day, weekend, long weekend and extended trips. We are a member of the Four Wheel Drive South Australia that incorporates the Driver Training Unit. Most meetings include a Guest Speaker and a monthly club newsletter.

***If you are a visitor to tonight's meeting, we welcome you and your family to our club. Please ask as many questions as you want. You can join us on up to 3 club outings before becoming a member. Trip Leaders run each outing and will be glad to help you with tips on four-wheel driving and how to get the best from your vehicle. If you would like to join us on any trips and enjoy what 4WD can really bring, please fill out your details on our Trip Sheets.***

The Club meets every second Friday in the month at 7.30 pm at the Gawler Elderly Centre Hall in Fourteenth Street, Gawler.

The meeting dates are shown on page 3 of this newsletter.

Annual membership fees are \$50 per vehicle/family, plus \$10 joining fee.



Gawler & Districts 4WD Club  
Inc.  
P.O. Box 486  
Freeling SA 5372

Enquiries Contacts: President or Secretary  
0407 604 601 (Quenton - President)  
0409 091 851 (Jane – Secretary)  
EMAIL: [info@gawler4wd.com.au](mailto:info@gawler4wd.com.au)  
WEB: [www.gawler4wd.com.au](http://www.gawler4wd.com.au)

**COMMITTEE MEMBERS**

<b>PRESIDENT/PUBLIC OFFICER</b> Quenton Earl : 8523 2507 / 0407 604 601	<b>VICE PRESIDENT</b> Peter Cusick : 0421 330 104
<b>TREASURER</b> Wayne Heintze : 8523 0407 / 0432 339 213	<b>SECRETARY</b> Jane Jansen : 8523 0657 / 0409 091 851
<b>EDITOR</b> Sandra Harper : 8523 0889	<b>PUBLISHER</b> Peter Harper : 0410 526 317
<b>MINUTES SECRETARY</b> Kylie Weaver : (General) (Committee - on rotation)	<b>SOCIAL SECRETARIES</b> Joann Wuttke : 0402 353 064 Julie Sieben : 0407 820 480
<b>TRIPS/PROPERTY LIBRARIAN CO-ORDINATOR</b> John Jansen : 0418 840 435	<b>TRAINING CO-ORDINATOR DTU DELEGATE</b> Peter Harper : 0410 526 317
<b>COMMITTEE MEMBER</b> Bob Tonkin : 0421 603 767	<b>ASSOCIATION DELEGATE</b> Quenton Earl : 8523 2507 / 0407 604 601
<b>WELCOMING OFFICERS</b>	Norma Rivett, Mick Overington

**SCHEDULE OF MEETINGS**

	<b>2018</b>											
<i>Meeting</i>	<i>Jan</i>	<i>Feb</i>	<i>Mar</i>	<i>Apr</i>	<i>May</i>	<i>Jun</i>	<i>Jul</i>	<i>Aug</i>	<i>Sep</i>	<i>Oct</i>	<i>Nov</i>	<i>Dec</i>
<b>General</b>			<b>2</b>	<b>13</b>	<b>11</b>	<b>1</b>	<b>13</b>	<b>10</b>	<b>14</b>	<b>12</b>	<b>9</b>	<b>14</b>
<b>Committee</b>				<b>4</b>	<b>2</b>		<b>4</b>	<b>1</b>	<b>5</b>	<b>3</b>		<b>5</b>
					<b>23</b>					<b>31</b>		

**NOTE: DEADLINE TIME - All newsletter articles to the Editor before Committee Meeting date**

**Dates for 2018**

**Adelaide Cup 12 March: Easter 30 March to 2 April: Queen's Birthday 11 June: Labour Day 1 October**

Club committee meetings commence at 7:30pm on the scheduled Wednesday, on a rotating basis, held at various committee members' homes. All club members welcome.

Last General Meeting

**March 2018**  
**See the attached Minutes (members only)**

## NOTES FROM YOUR COMMITTEE

### Presidents Report:

At this April meeting we will be viewing the Leyland Brothers film "Wheels across a Wilderness". It shows the Leyland Brothers' historic West-East crossing of Australia in 1966 - from Steep Point in WA to Cape Byron in NSW. We will break for interval for supper. If you are interested in 4WDing, I am sure you will enjoy this film.

At our May meeting, Jan from the RAA will be talking "Road Rules". I am sure you will find her talk interesting and informative.

Stubby Holders are now in stock complete with Club Logo, www address and a space for your name. Only \$5.00 each - see me at the meeting if you would like a couple.

Our Car Fridge RFDS Autumn Raffle tickets are now on sale \$2.00 per ticket. If you haven't already taken a book to sell, please see Wayne to grab a book or two to sell. Half the proceeds are going to the Gawler branch of the Royal Flying Doctor Service, so it is a great cause. We need all our tickets sold to have maximum benefit to the RFDS. The winners will be drawn at our June meeting.

[Quenton]

### Editors Report:

Hello and welcome to the April edition of the Newsletter.

Hopefully you enjoy this month's newsletter by the "stand-in" editor, Chris. Almost became a drama when I finally got around to start the newsletter and first tried to access the club's portable hard drive (that Peter gave to me before leaving) on my computer and it prompted for a "password" before it would allow me access. It is amazing how many of these we need/use today and how easy to forget those that we have automatically setup to be inserted when connected to our own computers. But fortunately,, after some quick emails, Peter was able to logon remotely (over his very slow internet ☺) and find his record of it! Phew - that saved the day!

I personally use a simple (secure ☺) product called KeePass (on my PC) and an app on my phone to keep track of the 167 different logon and account entries each with their own username/password combination. I would recommend the use of such products to anyone rather than use the same details for all of your logon accounts. I need only remember one MASTER password (typically a complex one) and the rest can be found within a few clicks or menus (on the smartphone). Note to self: DO NOT FORGET YOUR MASTER PASSWORD!!

Over the next few months, if you have any articles or things you find that may be of interest to other members, then please forward them to the Editor (editor@gawler4wd.com.au). We really appreciate any feedback.

I've included my own article this month, called "Are you OVERWEIGHT?" regarding the somewhat confusing and complex issues of weights and limits when towing caravans and/or campervans. I hope you enjoy my experience of working it out for my own rig! Thanks to a very useful set of tools (Excel spreadsheets) put together by John Halford from the [Australian Caravan & Towing](#) Facebook (215770322160092) it can all become much clearer. ☺

[Chris]



## COMING EVENTS

### HELP NEEDED **Vacating 4WDSA Headquarters**

<b>Working Events:</b>	#1: Clean Up – <b>Saturday 14<sup>th</sup> April</b> #2: Setup for Garage Sale – <b>Saturday 23<sup>rd</sup> June</b> #3: Garage Sale – <b>Saturday 7<sup>th</sup> July</b>
<b>Where:</b>	4WDSA Headquarters Unit 2, 9 Cardiff Court, Cavan
<b>When:</b>	Times – Still to be determined
<b>More Info</b>	<a href="mailto:secretary@4wdsa.asn.au">secretary@4wdsa.asn.au</a>

### **Mystery History** **Sunday 6<sup>th</sup> May 2018** **Day Trip**

<b>Trip Details:</b>	As part of History month, visiting interesting sites in our local area.
<b>Where:</b>	Gawler and surrounding areas
<b>Cost:</b>	\$16.00 Adult and Teenagers. \$8.00 Child Plus (at your cost) coffee from Coffee Van at approx 3.30pm
<b>Meet:</b>	Gawler Visitors Information Centre
<b>When:</b>	9.00am
<b>Trip Leader:</b>	Quenton Earl, 0407 604 601
<b>More Info</b>	Bring morning tea to share. Pack a picnic lunch for yourself. Coffee Van available at our last stop. Bring chairs, table, camera, UHF radio, closed in shoes.

### **Waterloo Day Trip** **Sunday 10<sup>th</sup> June 2018**

<b>Trip Details:</b>	Visiting the birthplace of Tom Kruse at Waterloo for morning tea in "Tom Kruse Park". Driving the back roads past the source of the "Light" river, through picturesque ranges, World's End and to Burra for lunch. Visiting Wolta Wolta Homestead in Clare before finishing for afternoon tea of coffee and cake at "Olive Bus Clare".
<b>Where:</b>	Waterloo, Burra , Clare districts.
<b>Cost:</b>	\$5.00 Adult \$1.00 Child Coffee and cake at your cost at Olive Bus Clare.
<b>Meet:</b>	"Map the Miner" at Kapunda
<b>When:</b>	9.30am
<b>Trip Leader:</b>	Quenton & Deb Earl 0407 604 601
<b>More Info</b>	Pack morning tea to share, Picnic lunch or Waters Bakery in Burra will be open, afternoon tea at "Olive Bus Clare". UHF radio a must (club has 2 to loan), chairs, table, camera.

**Googs Track / Gawler Ranges**  
**Saturday 4 August to Tuesday 14 August 2018**

<b>Trip Details:</b>	TBA
<b>Where:</b>	Googs Track / Gawler Ranges
<b>Cost:</b>	TBA
<b>Meet:</b>	TBA
<b>When:</b>	TBA
<b>Trip Leader:</b>	Roy Schwarz, 0412 679 973
<b>More Info</b>	Tents Only

### GUEST SPEAKERS

	<i>These guest speakers have kindly agreed to talk with us at the following general meetings:</i>	
	<b>13 April 2018</b>	Leyland Brothers film : "Wheels across a Wilderness"
	<b>11 May 2018</b>	Jan from RAA – "Road Rules Quiz"
	<b>01 June 2018</b>	Kristin Weidenbach (author of "Mailman of the Birdsville Track" about Tom Kruse.)
	<b>14 September 2018</b>	Lisa Brook from Arthur J. Gallagher & Co will speak about 4WD and camping insurance. (Bring along any questions and Lisa will try and address them)

### RAFFLE ROSTER

We ask if all members could kindly donate an item for a raffle prize each month to approx value of \$15. **Please check below to see if your name is on the roster.** Without these regular contributions, the raffle would be unable to go ahead each month. *To make it fair and equitable to everyone participating in the raffle, please use the \$15 as a guide.*

**Donations can be given to the Social Committee (Joann Wuttke or Julie Sieben) any time.**

<b>April</b>	<b>May</b>	<b>June</b>
John and Jane Jansen	Max and Lyn Leske	Norma and Bronte Rivett
Martin and Corry Kisbee	Lyn Lillecrapp	Roy and Bronwyn Schwarz

## BIRTHDAY WISHES

Gawler and Districts 4WD Club wishes to extend a Happy Birthday greeting to the following members and family:

◆◆ April ◆◆

Peter Harper  
Wayne Heintze



## FOR SALE

### FREE MEMBER'S "FOR SALE" ADVERTISING



Members can submit requests for a "FOR SALE" ad, free of charge, but there are some guidelines:

- (a) Maximum of 6 lines per ad (similar to a typical local newspaper ad)
- (b) Adverts can only appear for a maximum of 3 consecutive months
- (c) Must supply contact details (either a phone or email)
- (d) Editor reserves rights to reject and/or tailor any submitted adverts.

Please send full details to our editor [editor@gawler4wd.com.au](mailto:editor@gawler4wd.com.au) for inclusion in our next newsletter providing it arrives BEFORE the newsletter deadline! (See page 3)

## Want to advertise in our Newsletter?



Advertising Rates (12 months)	
Quarter Page	\$50
Half Page	\$100
Full Page	\$200
One off Advert : \$10	

Contact our editor [editor@gawler4wd.com.au](mailto:editor@gawler4wd.com.au) for details  
[Fees apply and payment has to be made prior to printing]

## DTU TRAINING EVENTS

The DTU Training Calendar has been confirmed and repeated below.

Dates:	Event Name	Venue	Description
Sat 07 Apr - Sun 08 Apr	Basic Theory (DTU)	Cavan HQ	Course Cost: \$20, Access Charge: NIL
<b>No Nominations – Course cancelled</b>			
Sat 16 Jun - Sun 17 Jun	DTU Training - Mud and Water	Ashbourne	Course Fee: \$40, Property Access Cost: \$50
Sun 28 Oct	Trip Planning (DTU)	Cavan HQ	Course Fee: \$10, Access Cost: NIL
Sat 03 Nov - Sun 04 Nov	DTU Professional Development	Peake	Open to Club Training: Training Fee: \$45, Property Access Cost \$40
Sat 10 Nov	GPS and Ozi Explorer	Cavan HQ	Please note that a FULL version of Ozi Explorer running on a PC is required

No update on the Hema or First Aid courses other than "later this year"

If you want to get on any of these courses, please let me know.

[Pete 04 1052 6317]

## CLUB HISTORY AND ARCHIVE PROJECT



Our club is almost 16 years old and many of the older records and club information is probably only held in paper form. That's great, for those that have the paper, but not a lot of use to other members of the club. The best record of the club is probably the monthly newsletters. For the Tenth anniversary Chris (former publisher) did make a collection of some old electronic newsletters, but this only goes back to August 2009. We also have a scan of the first newsletter that was published in June 2002.

So, if you, or any former member you know, has a hard copy of any newsletters prior to August 2009, I would be very grateful if I could borrow them for scanning.

[Pete]



**Don't forget to  
CHECK OUT OUR SPONSORS and ADVERTS**  
Maybe you have something at home you would like to sell.

**Contact us for details**



## AUTUMN RAFFLE

As many of you will recall, our August 2017 meeting was held at Gawler Mechanical. This meeting coincided with the launch of Gawler Mechanical opening an Ironman 4.x 4 franchise.

At that meeting, Amy and Brett, donated an Ironman 4 x 4 30l Fridge Freezer to the club. The committee has decided that the best use of the fridge would be to be used as a raffle prize in a raffle to be run by the club with 50% of the proceeds to be donated to the RFDS.



**First Prize - Valued at \$750 from Gawler Mechanical**

<https://www.facebook.com/Gawler-Mechanical-171513072869777/>

We have also received generous donations to 3 minor prizes:

**Second Prize:** \$50 Meat tray from Wintulichs, <http://wintulichs.com/>



**Third Prize:** \$50 Voucher from the Golden Fleece Hotel,  
<http://goldenfleecegawler.com.au/>

**Fourth Prize** \$50 Voucher from Beauty on Calton,  
<https://www.facebook.com/beautyon.calton/>

**WHY NOT GET A BOOK AND SELL THEM AT WORK OR TO FRIENDS?**

The tickets are on sale and cost \$2 per ticket. **Only 500 tickets will be issued.**

The raffle will be drawn at 8pm, 1 June 2018 at Club Meeting, Elderly Centre, GAWLER.

<b>GAWLER AND DISTRICTS 4WD CLUB INC</b> Autumn 2018 Raffle <b>Part Proceeds To RFDS</b>	
 Royal Flying Doctor Service <i>The furthest corner. The finest care.</i>	
<b>First Prize: Ironman 4 x 4 IceCube Fridge 30L Valued at \$730</b> Donated by Gawler Mechanical	<b>Second Prize: \$50 Meat Tray from Wintulichs</b> <b>Third Prize: \$50 Voucher from Golden Fleece Hotel</b> <b>Fourth Prize: \$50 Voucher from Beauty on Calton</b>
<b>Tickets \$2 Each</b> Drawn 8pm, 1 June 2018 at Club Meeting, Elderly Centre, GAWLER	
Ticket Number: <b>XXXXXXXXXX</b>	500 Tickets. On sale from 2 March 2018

**SPONSOR ACKNOWLEDGEMENTS**



**GAWLER**

FOR ALL YOUR 4WD AND SUV TYRES  
OR  
PASSENGER TYRES AND WHEEL ALIGNMENTS

**CONTACT MICHAEL OR JASON  
on 08 85223000**

WE WILL BEAT ANY COMPETITORS PRICE

COOPER, BFG, BRIDGESTONE, KUMHO, TOYO,  
MAXXIS, GENERAL

**Gawler Fishing & Outdoors**


48 Murray St Gawler SA 5118

Phone 08 8522 6200

[fishnout@bigpond.net.au](mailto:fishnout@bigpond.net.au)

**Club Discount with \*\*club card\*\*  
applies to all non-special items**

- \*Fishing Tackle*
- \*Fridge / Freezers*
- \*Guns & ammo*
- \*Binoculars*
- \*Knives*
- \*Camping gear*
- \*GPS systems*
- \*Swags*
- \*Marine*
- \*Repairs*



- General Automotive maintenance
- Logbook Servicing
- Suspension & Brakes
- Performance
- Starter motors
- Alternators
- C.V Joints & Shafts
- Radiators
- Batteries
- Transmission service

The Home Of

**Ironman 4x4 Gawler**

7 First Street

Gawler South SA 5118

Work Shop: 08 85 224655

Sales Rep: 0497 924 666

- Bull Bars & Roof Racks
- Underbody Protection
- Canopies
- 4x4 Suspension
- Snorkels, Steps, Bars & Rails
- Drawer Systems
- Rooftop Tents & Awnings
- Recovery Equipment
- Camping Accessories
- Fridges

[gawlermechanical@gmail.com](mailto:gawlermechanical@gmail.com)



and much more.

## MEMBERS NOTICE BOARD



### PHOTO COMPETITION

*Yes, it's on again. You know the rules but just in case, here they are:*

#### The PHOTO COMPETITION RULES:

- (a) No specific categories apply
- (b) Each member may enter up to four (4) photos
- (c) Photos should be copy (not originals) - Size 15cm x 10cm (6"x4")
- (d) Photos should have been taken on a club trip during the last 12 months
- (e) All photos must be labelled on the back with your name and where the photo was taken
- (f) Entries to be handed to John by close of November General meeting
- (g) Late entries will not be accepted

Entries to be handed to John by close of  
NOVEMBER GENERAL MEETING

*Late entries will not be accepted.*

*So get your photos in !!!*

**DOUBLE CHANCE OF a PRIZE!!**



### TRIP REPORT COMPETITION

*It's on again....*

*The committee has once again, decided to continue with the Trip Report competition this year to reward those who submit a Trip Report throughout the year!*

*It does not matter whether the report is long or short, serious or funny, whether you have written one or more, your name will go in the "hat" for each report that is written.*

*Winner will be drawn out of the collection of names at the end of the year either at the Christmas Show BBQ or at the AGM.*

**So the more reports you write  
the better your chances of winning!**

**There will be another  
Amazing Prize  
so please keep-on writing!!!**

## GAWLER AND DISTRICTS 4WD WEB SITE

Have you checked out our web site lately? [www.gawler4wd.com.au](http://www.gawler4wd.com.au)

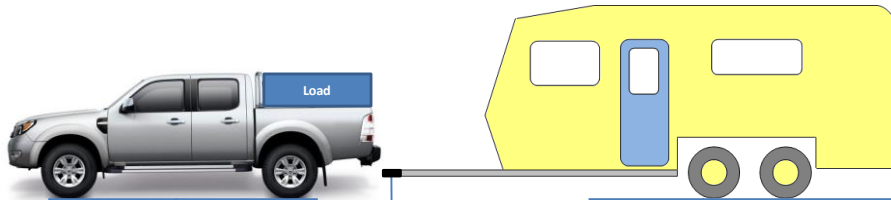
Details of when meetings are to be held, what trips and events are coming up along with useful links to lots of 4WD resources are included. Read about the latest trip report or view our photo library. Of course, you can download one of our newsletters (back to Aug 2009) including our special 10<sup>th</sup> year anniversary versions.



Check our FACEBOOK link as well. [www.facebook.com/GawlerandDistricts4WDClub](https://www.facebook.com/GawlerandDistricts4WDClub)

## IMPORTANT INFORMATION - ARE YOU OVERWEIGHT?

Towing a caravan is not just about the trip but ensuring your complete rig is safe and correctly configured for the trip you have planned. The loading the rig and vehicle, the number of people and equipment you plan to take can easily put you over the recommended limits! Police checks have found that in many cases the configuration of the rig, along with the vehicle loads not only exceeds the manufacturer's ratings and the physical capabilities of the vehicle but runs a high risk of denial of insurance coverage should anything unexpected happen.



Guessing and just assuming everything looks right (just avoid trailer hitch sag) is a disaster waiting to happen especially when you may need to brake suddenly or swerve to miss an animal or another vehicle. So where do you start?

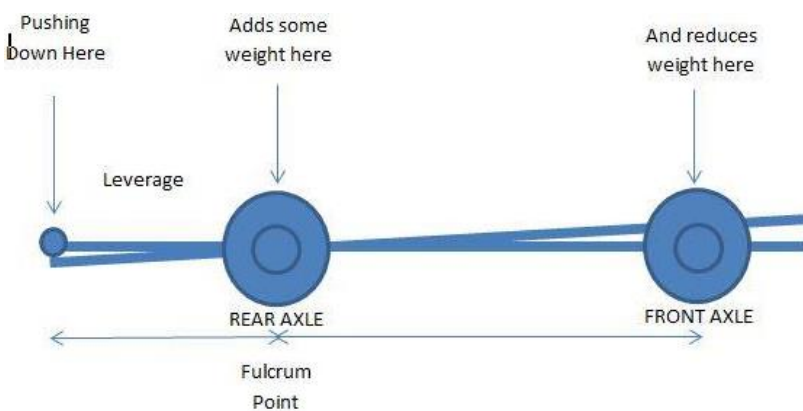
I have found this source of a very comprehensive and simple analysis tool to allow you to make judgements and assess the impacts you may wish to avoid when loading your rig and vehicle with your most valuable resources – You and your family!

John Halford from the [Australian Caravan & Towing](#) Facebook group has made some excellent resources available free of charge if you join the group. John has kindly agreed that we can include his current versions for our members but recommends you join this group so as to be kept up to date as he enhances the tools over time. John has also added other great articles including some very interesting references to some videos covering use of airbags versus weight distribution hitches.

[Weight - Caravan Towing Calculator](#) and [Weight - Caravan Towing Calculator User Manual](#).

The "Caravan Towing Calculator User Manual" is a must read as it explains the terms, values and units necessary to de-mystify the complex and confusing use of names when trying to make sense of this topic. Manufacturers like to put their own products in the best light, sometimes tailoring their understandings to make it appear better than it may really is.

Other than the main vehicle and trailer mass ratings, the distribution of weight contributes to the overall setup of a good configuration. First, we need to explain some basic rules of physics.



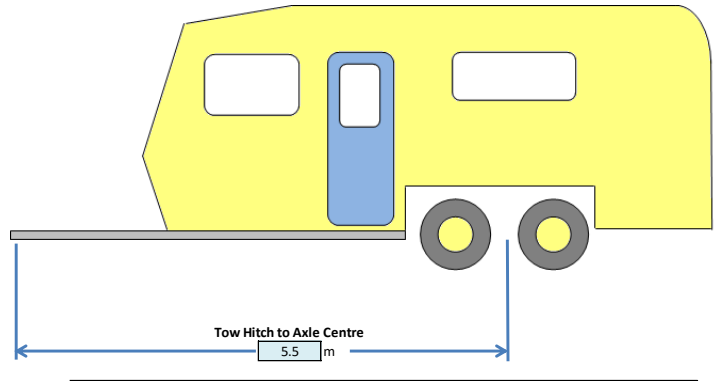
### Effect of BALL WEIGHT

This simple diagram shows that by adding weight onto the vehicle tow ball changes the weight distribution across the axles of the vehicle.

Using a Weight Distribution Hitch (WDH) helps transfer the towbar download from off the rear axle and onto the front axle. This has the effect of trying to maintain a

level vehicle with the front tyres having maximum traction on the road. Airbags (fitted onto the rear axle) can help level the vehicle but all the towbar download remains directly over the rear axle with no transfer to the front axle, which can result in excessive loadings on the axle especially when considering trailers (at 3500Kg) could exert a ball weight download of 350Kg in addition to the vehicle gross mass.

Looking at the caravan side of the equation, the ball weight will be based on the caravans TARE WEIGHT plus loading. Obviously, where the loading weigh is placed with relationship to the axles (centre of) will affect the ball weight download. If you load the caravan forward of the axle, the ball weight will increase whereas loading to the rear of the axle, reduces the ball weight.



**CARAVAN WEIGHTS and LOADS**

Using the calculator's CARAVAN sheet you insert the basic compliance plate figures supplied by the manufacturer and then add you own loading data to come up the expected ball weight download. Of course, you can just take your fully load to the local weighbridge (uncoupled and on the jockey wheel) and by using the calculator's BALL WEIGHT sheet, compute your relative ball weight download. If you are lucky enough to have a Ball-Weight Measure, you can determine this calculation directly.

Next, you need to define all the locations within your caravan that you intend to store items and understand their relative distance (forward and aft) with respect to centre of the wheels. Forward locations are positive distances whereas aft locations are negative. John has provided a good starting point of locations that you can modify, add or remove to reflect your particular van and measurements from the centre of wheels.

**Caravan**

Manufacturer	Jurgens Australia
Model	J2403
Year	2014

**Instructions**

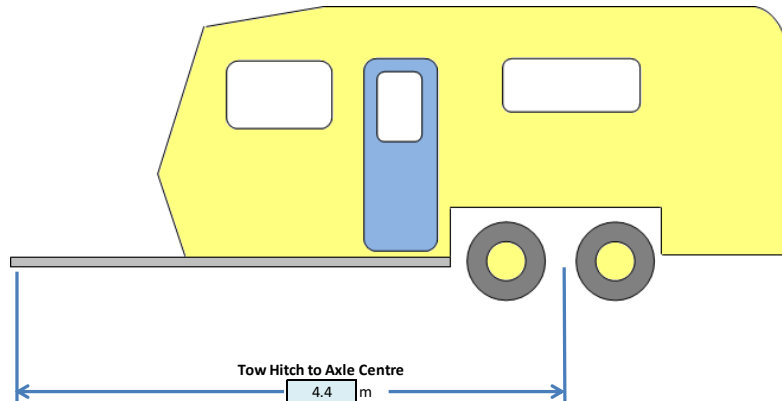
1. Enter "Descriptions" in the Position Table.
2. Measure the distance from the centre of the axles to each position and record the value in the Position Table. Values to the rear of the axle centre need to be entered as negative values.

Compliance Plate Values	
Tare Weight	1767 kg
Ball Weight at Tare	144 kg
Maximum Ball Weight	220 kg
GTM	2023 kg
ATM	2167 kg
Measured Tare Weights	
Measured Tare Weight	1767 kg
Measured Ball Weight at Tare	160 kg

Calculated Caravan Weights with Load	
Calculated Ball Weight	210 kg
Calculated ATM	2143 kg
Calculated GTM	1933 kg
Load Allowance at Tare	400 kg
Current Load	376 kg
Load Remaining	24 kg

9.80% of ATM  
 Total Weight of Caravan (Disconnected from the Tow Vehicle)  
 Calculated ATM - Calculated Ball Weight

Allow for water and gas when measuring Tare and Ball Weight at Tare. These measured values are used as base values in the calculations. Measure the Tare values with empty water tanks and deduct the calculated weight of the gas from the measured Ball Weight at Tare value.



Position Table				
Description	Distance m	Ratio	Weight kg	Nett kg
Hitch	4.40	1.00	10.5	10.5
Gas Bottles	4.45	1.01	0.0	0.0
Front Overhead Cupboards	3.40	0.77	0.0	0.0
Tunnel Boot	3.40	0.77	51.5	39.8

To calculate the total ball weight in accordance to how you have loaded your caravan, use the calculator's CARAVAN LOAD sheet to reflect what items you might want to take with you and their storage location within the van (using pulldown list compiled in previous step). John again has provided a good starting point of items that you can modify to reflect your particular needs. At least by putting them down, you get an appreciation for all the items you may be taking and maybe you should be asking do you really need it?

My van was chosen specifically (as most off-road models are excessively heavy!) to suit our vehicle's maximum towing limit. On my first attempt in using the calculator, it showed that I had exceeded the maximum loading for my van but after re-reading the User's Guide I realised I had made a few miscalculations. I made these adjustments and finally managed to stay under the maximum allowances. (I have recently added an extra 50KG of bike racks to rear of the van – Maybe I have over-engineered them a bit and need to be made lighter! 😊)


I still need to verify the distance measurements as for the sake of the timing of producing this article I may have guessed a few! Obviously, I need to put my loaded van over the weighbridge to verify my calculations.

**VEHICLE WEIGHTS and LOADS**

Next, we enter the vehicle details into the calculator's VEHICLE sheet, similar in concept to that you have done with the caravan. (Ignore that the vehicle picture doesn't match 😊!)

**Vehicle (weights when not towing)**

Manufacturer	Mitsubishi Pajero
Model	NS VRX Diesel 4x4
Year	2008



**Note:**  
Ball Weight will be taken into consideration in the Towing section.  
The Caravan Ball Weight will be added to the Load of the Tow Vehicle.

Front Axle Load

1330
0

Rear Axle Load

1780
0

VEHICLE LOAD

Load	637
	378

<b>Legend</b>	
Manufacturers Specification	
Calculated Value	
Measured Value	

<b>GVM</b>	
	3030
	2771
	0

<b>Calculated Load</b>	
Current Load	378
Load Remaining	259

Weights	Manufacturer	Calculated	Measured	
Base Weight (Full Tank Fuel)			2393	kg
GVM (Gross Vehicle Mass)	3030	2771		kg
Maximum Towing Mass	2500			kg
Maximum Ball Weight	250			kg
GCM (Gross Combined mass)	5530			kg
Front Axle Load	1330			kg
Rear Axle Load	1780			kg
Load	637	378		kg

Item	Description	Weight (kg)
1	Occupants - 2 people	176.00
2	WDH (Weight Distribution Hitch)	16.50
3	Towbar	15.00
4	Roof Rack	30.00
5	Rear Boot Bits and Pieces	60.00
6	7 Seat (Removed)	-20.00
7	Fridge	50.00
8	Toolbox	50.00
9		
10		
11		
12		

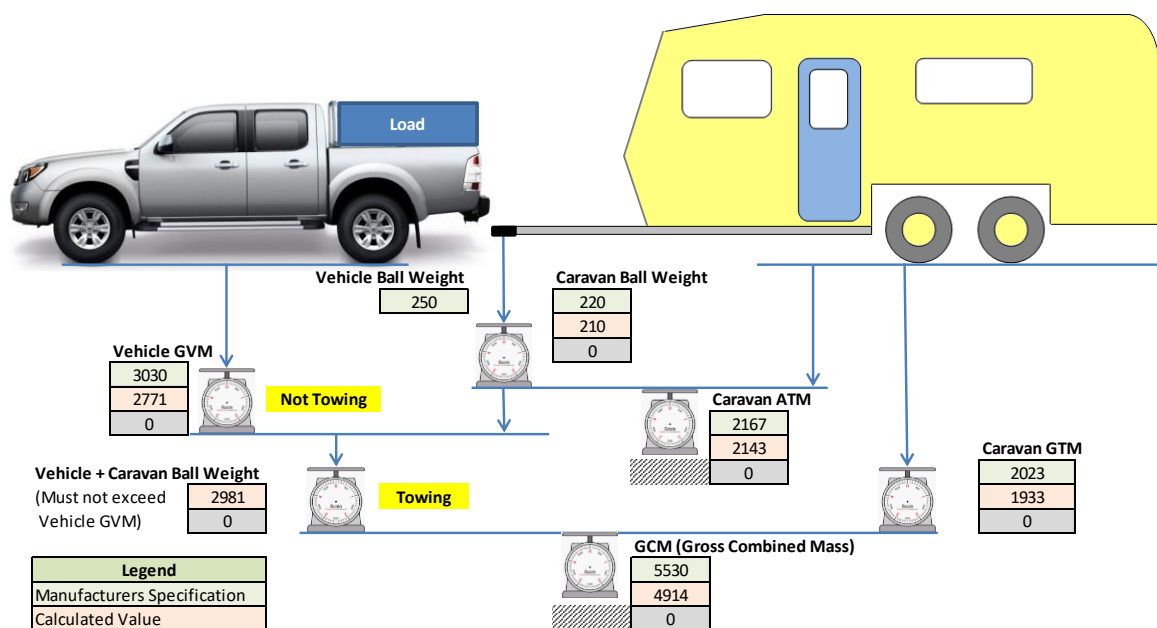
The Manufacturers Kerb Weight can be entered as the Base Weight (Full Tank Fuel) value but a measured value would be more accurate.

Some notes: I have only include 2 people. Put 4 burly blokes into this 4WD, the odd slab or two in the back, an fridge to keep them cold and a roof rack of tents and bedrolls, not forgetting a few extra jerry cans of fuel or water and you would easily overload the vehicle!! More on this in my next article.

## My TOWING CONFIGURATION

After entering all the data I could muster, this was the result:

### Towing



Vehicle	Manufacturer	Calculated	Measured	
Base Weight (Full Tank Fuel)			2393	kg
GVM (Gross Vehicle Mass)	3030	2771		kg
Vehicle + Ball Weight		2981		kg
Maximum Towing Mass	2500			kg
Ball Weight	250	210	0	kg
GCM (Gross Combined mass)	5530	4914		kg
Front Axle Load	1330			kg
Rear Axle Load	1780			kg
Load	637	378		kg

Caravan	Manufacturer	Calculated	Measured	
Measured Tare Weight			1767	kg
Measured Ball Weight at Tare			160	kg
Ball Weight	220	210		kg
GTM	2023	1933		kg
ATM	2167	2143		kg

I should say that this was not my first result which had red everywhere!! It looked like I was in real trouble, with some 70KG over my GROSS COMBINED MASS. I thought I was well under (given my lightweight van) and so my first options were:

- Buy another bigger 4WD [Sorry Julie says no!]
- Prune back on the contents [But these are the basics, right! Ok, maybe the bikes!!]
- Check my calculations (measure at weighbridge) [Can't trust those darn spreadsheets!]
- Just hope I never get pulled up over weighbridge [Not with my luck ☹️].

However, I looked closer at the data and realised I had left a measured value in GCM which was not correct and some of the other measured items I had left blank but they really need to be completed. (Vehicle - BASE WEIGHT). When you look at the data as presented (very easy to follow), it's easy to find out what was driving the weird results.

Doing this exercise was worthwhile as it make us think about my total vehicle and van physical configurations and towing needs. Of course, we generally could all lose the odd kilo or two (Julie said she's not going to help me!!) so if I can reduce my overall loads, I will save fuel, have a better riding rig and by safer on the road even if a few things have to be sacrificed. ☺️

Or I could just say its all too hard, put my head in the sand and assume it will be alright ☺️!

[Chris Sieben]

## NGARKAT WORKING BEE TRIP REPORT

### Perfect place for a pizza.

Friday morning I headed for the 4WD association working-bee at Pine Hut Soak in the Ngarkat Conservation Park. This is held every year with DEWER Park rangers. My route took me down Pine hut road (no relation) to Swan Reach crossing on the ferry and stopping at the coffee shop for some morning tea.

Finding some nice dirt roads (and one rather sandy track) I went through and on to Lameroo bakery for something to tide me over till dinner time. I found a back road to Rosie Pine road, avoiding some large sand holes forming in the gravel. Close to the Park a few sand holes became unavoidable had to be manoeuvred through, till getting into the camping area I got the back wheel stuck and needed a push to free the bike to make the final 40 metres to a suitable spot near the table and chair setup.

After setting up camp and meeting new neighbours, we were kept amused by people coming in with campers and caravans also getting bogged, engaging 4WD getting deeper into the sand, then letting tyre pressures down and sometimes having to use max trax.



In the morning, Daryl McMannis organized us into 3 groups , Mitsubishi club, Adventurers club and the 7 from other assorted clubs.

The Mitzy club towed a trailer down the border track to pick up rubbish from the camping areas (supposed to be not left of course), and clean out the fire rings. The Adventurers had some jobs on the Centre track replacing fence poles and clean ups.



I rode with Richard in a Hilux, our group first put up a no camping sign at Scorpion Springs, then removed a vehicle counter at the border gate. Travelling down the Border track, we straightened posts, re-joined polly pipe rails and put up new fence lines, before our last assignment of repairing some traction matting which was needing re pinning to the ground at the edges.



These jobs kept us busy all day so much so that by the time we got back to the campsite everyone else were eating pizza cooked on site by some locals starting up a new catering business.



Pizzas kept coming till everyone was full, then cheesecakes were brought out.

After it became dark there was a video shown on a large screen taken in 2005 of earlier working bees activities (recognising myself and Martin on screen), then a short video with comparison to the track then and now.

Three cheers were given to the pizza caterers, and thanks given for the screen show before things were packed into the Parks vehicle and the crowd dispersed back to their caravans and tents.


In the morning, some people were off early, while I helped with replacing timbers on a low tent/swag platform table. Just as the paint had been applied down came the rain, so my tent had to be packed up soaking wet. I tried to get my bike out of the camping area before everyone left, and I got bogged again, and pushed out again!



Up the track I got stuck again, the wet sand was not any firmer, so I got the fold up spade out and dug the bike out. All part of the outback experience. Might have to get some new tyres on the fourby so I can take it next year!

**Cheers [Martin Kisbee]**

## **GAWLER & DISTRICTS 4WD CLUB**



**Stickers For Sale – Only \$2.00 each**  
**New design stickers complete with Web address – \$3.50 each**

**Magnetic Name Badges – \$10 each**

**See Quenton at the General Meeting**

## VICTOR HARBOUR TRIP REPORT #1

### DAY TRIP TO VICTOR HARBOR (by Norma).

We arrived at the Gawler Info Centre and the temperature was a balmy 20 deg. It was great to see 3 kids here this morning. Ava & Wil & Regyna. Everyone was looking forward to the day.

There was quite a crowd with 9 cars containing trip leaders Q & Deb, Keryn, Brent & Wil, Max & Lyn, Tracy & Andrew, John & Jane, Peter & Jo, Wayne & Fiona (guests - welcome to you both), Wayne, Sandra & Ava & Bronte Norma, Chris & Regyna. What a great turn out!



Leaving at 8.00 a.m. it was off to the Northern Expressway, down South road with all its road works and the Southern Expressway. Although there were road works it was good to see all the changes that are happening along the new roads. Sometimes you had to guess where you were. We stopped in at Mount Compass quickly then on to the Urimbirra Wildlife Park.



After paying our fees & the compulsory purchase of food for the kangaroos etc we set off to see the animals.

We were in time for the feeding of the Koala's and the kids (big & small) got to pat some of them. They are so soft and cute. There were so many Kangaroos and they all came up to be fed.

The emus were funny. They were not satisfied with what we put down for them. They kept trying to get the food out of Bronte's bag in his hand.

We saw both salt & fresh water crocodiles. They were very sleepy.

Regy loved the reptile house seeing snakes, lizards & turtles. There was also water dragon lizards. The wombat was sleeping and the dingo came out for some great photo's for Regy.

Regy played with my camera all day and took over 300 photo's. We will be going through them & putting some in the report.

After a couple of hours we went into Victor and had lunch. What a beautiful day. Victor was really really busy so we decided not to do the Whale centre or the Tram ride.





We drove over to Horseshoe Bay and the kids had a swim while we very brave adults watched. Regy said the water was fffrrreezing, but they still enjoyed it.

Time was getting on so we took a picturesque drive through the hills. Through Woodside, Mount Torrens, Birdwood, Williamstown & Gawler.

Thanks again to Quenton & Deb for organising another great day, which was enjoyed by everyone.

[Norma Rivett]

## VICTOR HARBOUR TRIP REPORT #2

DAY TRIP TO VICTOR HARBOR (by Regyna).

First we had to get up very early. We met everybody at Gawler. Nanna let me use her camera and she showed me how to use it. I took photos like I mean I took photos, lots of them. There are photos of the 4WD group and the Ibis that were in the park. Then we head off and I took photos of the hills, I also took photos of the cloud's that were on top of the hills, I was also watching/spying on people, through the camera.

When we got to the wild life park the first thing we did was bought the animal food. We went into the park and I fed the kangaroos. The kangaroos came up to us. The kangaroos took the food from my hand.

We went over to the Koalas and we pat them and they were so soft.



Then we went over to the dingo & the birds. We lost Pop and Aunty Chris. We found Pop and went to the Reptile cage but Nan didn't go in because she doesn't like snakes but we loved it.

Once we were finished all the park we found Aunty Chris at the entrance. Then we went to the gift shop and I got a blue budgie soft toy.

We went to a beach. For lunch we had this big picnic. I had made some quiches and some little cakes. I played on the playground with lots of other kids and it was great. Then we went onto the beach & I collected some shells and went into the water and then had to wash my feet.

We also went to Horseshoe Bay & had a bit of a swim before we came home.

[Regyna Rivett]