


4WD Club Newsletter

July 2018



Founded in 2002



Gawler and Districts 4WD Club Incorporated
is an active and supporting member of
Four Wheel Drive South Australia



Visit to Shea Oak Log

INDEX

Committee Members	3
Schedule of Meetings	3
Notes from Your Committee	4
Guest Speakers	6
Raffle Roster	9
Birthday Wishes.....	9
For Sale	9
DTU Training Events	10
Training Opportunities – And Some DTU Background.....	11
Photos From Burra Railway Station	12
Use of “D” Shackles	13
Technical – Snatch Straps are no More.....	14
Autumn Raffle – Lucky Winners	16
Sponsor Acknowledgements	17
Members Notice Board	18
Gawler and Districts 4WD Web Site.....	18
Trip Report.....	19
Friday Funnies	20

WELCOME

to the Gawler & Districts 4WD Club

Previously known as "The Light Four Wheel Drive Club of SA Inc." this active 4WD club was founded in 2002. Members voted at the March 2008 meeting to change the club's name and meet at Gawler to give the club a more recognizable name and a more central meeting place.

It has become a very social club and has run many a successful day, weekend, long weekend and extended trips. We are a member of the Four Wheel Drive South Australia that incorporates the Driver Training Unit. Most meetings include a Guest Speaker and a monthly club newsletter.

If you are a visitor to tonight's meeting, we welcome you and your family to our club. Please ask as many questions as you want. You can join us on up to 3 club outings before becoming a member. Trip Leaders run each outing and will be glad to help you with tips on four-wheel driving and how to get the best from your vehicle. If you would like to join us on any trips and enjoy what 4WD can really bring, please fill out your details on our Trip Sheets.

The Club meets every second Friday in the month at 7.30 pm at the Gawler Elderly Centre Hall in Fourteenth Street, Gawler.

The meeting dates are shown on page 3 of this newsletter.

Annual membership fees are \$50 per vehicle/family, plus \$10 joining fee.



Gawler & Districts 4WD Club
Inc.
P.O. Box 486
Freeling SA 5372

Enquiries Contacts: President or Secretary
0407 604 601 (Quenton - President)
0409 091 851 (Jane – Secretary)
EMAIL: info@gawler4wd.com.au
WEB: www.gawler4wd.com.au

COMMITTEE MEMBERS

PRESIDENT/PUBLIC OFFICER Quenton Earl : 8523 2507 / 0407 604 601	VICE PRESIDENT Peter Cusick : 0421 330 104
TREASURER Wayne Heintze : 8523 0407 / 0432 339 213	SECRETARY Jane Jansen : 8523 0657 / 0409 091 851
EDITOR Sandra Harper : 8523 0889	PUBLISHER Peter Harper : 0410 526 317
MINUTES SECRETARY Deb Earl (<i>temporary for 2018</i>): (General) (Committee - on rotation)	SOCIAL SECRETARIES Joann Wuttke : 0402 353 064 Julie Sieben : 0407 820 480
TRIPS/PROPERTY LIBRARIAN CO-ORDINATOR John Jansen : 0418 840 435	TRAINING CO-ORDINATOR DTU DELEGATE Peter Harper : 0410 526 317
COMMITTEE MEMBER Bob Tonkin : 0421 603 767	ASSOCIATION DELEGATE Quenton Earl : 8523 2507 / 0407 604 601
WELCOMING OFFICERS	Norma Rivett

SCHEDULE OF MEETINGS

	2018											
<i>Meeting</i>	<i>Jan</i>	<i>Feb</i>	<i>Mar</i>	<i>Apr</i>	<i>May</i>	<i>Jun</i>	<i>Jul</i>	<i>Aug</i>	<i>Sep</i>	<i>Oct</i>	<i>Nov</i>	<i>Dec</i>
General			2	13	11	1	13	10	14	12	9	14
Committee				4	2		4	1	5	3		5
					23					31		

NOTE: DEADLINE TIME - All newsletter articles to the Editor before Committee Meeting date

Dates for 2018

Labour Day 1 October

Club committee meetings commence at 7:30pm on the scheduled Wednesday, on a rotating basis, held at various committee members' homes. All club members welcome.

Last General Meeting

June 2018

See the attached Minutes (members only)

NOTES FROM YOUR COMMITTEE

Presidents Report:

At this July meeting we will have training on using a Defibrillator, so please try to make it along so we can all be trained. You never know, it may save a life.

A BIG thank you to all members who sold tickets to our Autumn Fridge Lottery. With the help of the Royal Flying Doctor Gawler and Districts Support Group we raised \$940.00 with half of that going to the RFDS. Also thanks to our sponsors - Gawler Mechanical, Wintulichs, Golden Fleece Hotel and Beauty on Calton - for donating the prizes.

Once again our idea of holding a day trip on the June long week-end proved popular with 20 people enjoying a day trip in the country. Further on from our guest speaker Kristen Weindenbach talking about Tom Kruse, it was fitting to visit his birthplace, Waterloo. See Keryn's trip report in this Newsletter.

Remember the photo competition is on again this year, so start clicking and sort through your photos to enter.

[Quenton]

Editors Report:

Well here we are back to normal with many thanks to Chris for helping out in my absence.

As you can see from Coming Events we are pretty light on for trips for the remainder of the year going into 2019. If you have any suggestions or feel you would like to lead a trip, please let a committee member know and then we can work on it together to make it a reality. As a club, we have to work together to make these trips happen - there have to be suggestions and leaders - please don't leave it to that "elusive someone else" to come up with either. If you are new to the Club, there are plenty of people who can assist you if you'd like to "give it a go" but are unsure of where to start or what to do. It's okay to start with something simple. All you have to do is ask one of the committee members or Pete and you will get the all the support you need.

Please note that a new trip has been listed for the October long weekend to Upalinna in the Flinders Ranges - all details in Coming Events. Please add your name to the trip sheet if you are interested in participating. Thank you.

Lots of interesting articles from Pete this month which are worth a read. Don't forget to book your site at Waikerie for the Christmas party in November!

That's it from me for another month. Keep warm in this cold weather!

[Sandra]



Googs Track / Gawler Ranges

Trip Details:	TBA Departing on Saturday 4 Aug 2018, returning on Tuesday 14 Aug 2017
Where:	Googs Track / Gawler Ranges
Cost:	TBA
Meet:	08:00, 4 Aug at Tarlee
When:	TBA
Trip Leader:	Roy Schwarz, 0412 679 973
More Info	Tents Only, 1 st Night Wave Rock (Past Kimba) Refuel at Ceduna 2 nd & 3 rd Night at Googs Lake We'll see how we go for the other nights

Upalina Station **October Long Weekend** **Friday 28 September to Monday 1 October 2018**


Trip Details:	Bush camping at Upalina Station for the October Long weekend
Where:	Upalina Station, Flinders Ranges, 387km north of Gawler near Wilpena Pound
Cost:	\$15 per vehicle per night
Meet:	TBA
When:	Long weekend is Friday 28 Sep to Monday 1 Oct (3 nights). However, my preference is to travel on the Thursday and Tuesday
Trip Leader:	Peter Harper (04 1052 6317)
More Info	There are 8 camp sites available so plenty of room for all. There is a pit toilet on site, but you will need to be fully self-sufficient in every other respect. There are no showers, power or running water. Activities for the weekend are still in the planning stage but you can be assured that visits to the surrounding gorges will be on the list. Of course, we'll definitely visit the Blinman Pub for lunch on one day. Campsites have fire rings and, so long as there is no fire danger, we'll be right for cooking and comfort.

NEW



Ngaut Ngaut		October Day Out, Sunday, 21st October, 2018
Trip Details:	Ngaut Ngaut is one of Australia's very special places near Swan Reach on the Murray River. A culturally and historically significant conservation park. Guided tour with traditional owners to get a glimpse of the rich culture of the Nganguraku people.	
Where:	Ngaut Ngaut Conservation Park	
Cost:	Ngaut Ngaut - \$25.00 Adult \$10.00 Child under 15 Minimum of 10 people Swan Reach Car Museum - \$2.00 per person	
Meet:	Nuriootpa Train Park	
When:	8.30am	
Trip Leader:	Quenton Earl 0407 604 601	
More Info	Take morning tea for a quick morning tea at Swan Reach. Meet Guide at Nildottie at 11.00am. Pack a picnic lunch for lunch by the Swan Reach riverfront. View the Mid Murray Classic Car Gallery at Swan Reach at 2.00pm. Sturdy shoes, hat, sunscreen, camera, picnic rug, chairs, table	

GUEST SPEAKERS

	<i>These guest speakers have kindly agreed to talk with us at the following general meetings:</i>	
	13 July 2018	"The Defibrillator" – How does it all work? Deb Earl to show us all about our new club purchase!
	10 August 2018	Tim from Border Watch
	14 September 2018	Lisa Brock from Arthur J. Gallagher & Co will speak about 4WD and camping insurance. (Bring along any questions and Lisa will try and address them)

GAWLER & DISTRICTS 4WD CLUB



Stickers For Sale – Only \$2.00 each
New design stickers complete with Web address - \$3.50 each
Magnetic Name Badges - \$10 each

See Quenton at the General Meeting



2018 CHRISTMAS PARTY

Saturday 24th November 2018

**Waikerie Holiday Park
44 Peake Terrace
Waikerie**

Bookings: 8541 2651

www.waikerieholidaypark.com.au



New Facilities, a lush Village Green, outdoor BBQs and a camp kitchen

**Cost: \$34 powered site
Extra person \$12 per adult, \$8 per child**

**Sites should be been booked in the name of
Gawler 4WD Club so please mention this when booking.
You can also book extra nights – Friday 23rd and/or Sunday 25th.**

Other accommodation details available on the website

**Meat and dessert will be supplied by the Club
Please bring a salad to share
BYO chairs, tables, drinks, etc.**

*****As in the past, if you are bringing children, please remember to supply
a gift for each child to the value of \$15
which will be handed to them by Santa***.**

**To add to the festivities, can each person please bring along a fun
“Secret Santa” gift to the value of \$10 suitable for either male or female.
If you do not wish to participate in the fun that is fine also.**

HOPE TO SEE YOU ALL THERE and HAVE A GREAT TIME!



Product Safety Recall



**TJM Recovery Gear Snatch Strap 8,000KG 9M
(867TJMS8000)**

Also found in the following products:

**867TJMREKIT1 – TJM Recovery Gear Snatch Strap Kit
867TJMREKIT2 – TJM Recovery Gear Large Recovery Kit
Sold at TJM Stores 26th June 2017 – 25th May 2018**

Defect: Product Serial number is missing or illegible on the product label and is not compliant with the relevant mandatory safety standard.

Hazard: Product is not traceable to a manufacturing date if there is a safety issue with the product.

What to do: Consumers who have purchased an 8,000KG Snatch Strap (867TJMS8000) or TJM Recovery Kits (867TJMREKIT1 & 867TJMREKIT2) and after inspection believe that the serial number is missing or illegible, must return the Snatch strap to any TJM store for a replacement or refund.

Contact Details: You can contact your nearest TJM Store for further information. To find your nearest TJM Store, visit www.tjm.com.au

**See productsafety.gov.au for
Australian product recall information**

RAFFLE ROSTER

We ask if all members could kindly donate an item for a raffle prize each month to approx value of \$15. **Please check below to see if your name is on the roster.** Without these regular contributions, the raffle would be unable to go ahead each month. *To make it fair and equitable to everyone participating in the raffle, please use the \$15 as a guide.*

Donations can be given to the Social Committee (Joann Wuttke or Julie Sieben) any time.

July	August	September
Colin Wallwork	Joann & Pete Wuttke / Cusick	Stephen and Lisa Cloughton
Keryn and Brenton Wilkins	Roger Brennand	Quenton and Deb Earl

BIRTHDAY WISHES

Gawler and Districts 4WD Club wishes to extend a Happy Birthday greeting to the following members and family:

◆◆ June ◆◆

Roger Brennand
Lyn Lillecrapp
Pauline Tonkin



FOR SALE

FREE MEMBER'S "FOR SALE" ADVERTISING



Members can submit requests for a "FOR SALE" ad, free of charge, but there are some guidelines:

- Maximum of 6 lines per ad (similar to a typical local newspaper ad)
- Adverts can only appear for a maximum of 3 consecutive months
- Must supply contact details (either a phone or email)
- Editor reserves rights to reject and/or tailor any submitted adverts.

Please send full details to our editor editor@gawler4wd.com.au for inclusion in our next newsletter providing it arrives BEFORE the newsletter deadline! (See page 3)

Want to advertise in our Newsletter?



Advertising Rates (12 months)	
Quarter Page	\$50
Half Page	\$100
Full Page	\$200
One off Advert : \$10	

Contact our editor editor@gawler4wd.com.au for details
[Fees apply and payment has to be made prior to printing]

DTU TRAINING EVENTS

The DTU Training Calendar has been confirmed and repeated below.

Dates:	Event Name	Venue	Description
Sun 28 Oct	Trip Planning (DTU)	SCC*	Course Fee: \$10, Access Cost: NIL
Sat 03 Nov - Sun 04 Nov	DTU Professional Development	Peake	Open to Club Training: Training Fee: \$45, Property Access Cost \$40
Sat 17 Nov	Hema HN6/HN7	TBA	If you use a Hema HN6/HN7 then this course will help you get more out of your device
Sun 18 Nov	GPS and Ozi Explorer	SCC*	Please note that a FULL version of Ozi Explorer running on a PC is required
Sat 2 Feb 2019	Hema HX-1/HEMA Explorer	TBA	If you use a Hema HX-1/HEMA Explorer then this session would be for you

*SCC. Now that FWDSA has vacated the Cavan headquarters, all FWDSA meetings and similar activity will be held at the Sporting Car Club, 51 King William Rd, Unley

If you want to get on any of these courses, please let me know.

[Pete 04 1052 6317]



**Don't forget to
CHECK OUT OUR SPONSORS and ADVERTS**
 Maybe you have something at home you would like to sell.
Contact us for details

TRAINING OPPORTUNITIES – AND SOME DTU BACKGROUND

In the past, our club was an active participant in 4WD training. Of course, back then many members were new to four wheel driving and joined in with many others across South Australia in learning 4WD skills in a structured environment.

The demand for accredited training throughout the Four Wheel Drive SA (FWDSA) affiliated clubs was high and a significant amount of work from a select few resulted in FWDSA, Driver Training Unit (DTU) becoming a fully-fledged Registered Training Organisation (RTO). At its peak, the DTU was the second largest (after TAFE) training organisation in SA. Then along comes the transition of "training skills" from State run to a Federal run organisation.

This new regime with "accredited" training introduced incredible and onerous requirements in terms of auditing and "classroom" skilling that just could not be met with unpaid volunteers. So, the difficult decision for the DTU to drop its RTO status was taken. The decision was accompanied by the intent to train to the same exacting standards as previously using trainers and assessors who were already established under the RTO banner.

In parallel with the loss of RTO status, the demand for advanced training also seemed to have waned across the 4WD community. People were no longer buying 4WDs to climb mountains and ford super deep rivers; they just wanted a vehicle that would get them to remote (well, perhaps, remote-ish) areas while pulling that Taj Mahal on wheels. To get them started, many new 4WD owners were only looking for some basic skills.

Although the final shape of 4WD training in SA is still being determined, the DTU modified the course structure to 3 levels:

- Basic,
- Intermediate, and
- Advanced

The vast majority of the new members (across the State) are only interested in completing the basic training.

So, how does the training work? The first thing to realise is that the priority of the training offered by the DTU is "to provide a high standard of training at minimal cost". Let's look at the Basic level:

- **Structure:** The basic training includes:
 - A 2 day theory course which explores many of the fundamentals used in the practical training and provides context for much of the practical skills
 - A 2 day practical at a location with plenty of sand and covers most of the following:
 - Uphill, Downhill
 - Side slopes
 - Rock
 - Basic Vehicle Recovery
 - A 2 day practical at a location that offers:
 - Uphill, Downhill on steep and loose surfaces

- **Method:** The classroom training is just that. However, the practical training involves one-on-one training and assessment with a minimum of two trainers; you are taught the various practical skills, allowed to practise as often as you want and then, when you are ready, competence is assessed by a different trainer.
- **Cost:** The only upfront cost is a \$60 payment for the training manuals (right now the Reference Manual is out of stock and an update is being prepared.) Each venue has a different access charge in the order of \$50-\$60 and there is also a small contribution towards trainer's fuel costs.
- **Enrolment:**
 - Enrolment in the DTU training program is simply a matter of completing an enrolment form and parting with \$60
 - A number of the larger clubs have their own team of trainers/assessors. However, our club currently only has one assessor. To help out the smaller clubs, the DTU runs an annual training calendar that provides an opportunity for trainees to gain their Basic certificate. There are also opportunities to join in with other clubs on their training days.

So, if you want to join the DTU managed training program please let me know.

[Pete]

PHOTOS FROM BURRA RAILWAY STATION



USE OF "D" SHACKLES

Many of you have probably heard that the shackles used to attach safety chains between your caravan / trailer and your car need to be a special type, for example "rated". Some might argue that the nice shiny shackles purchased from your favourite hardware store are just as good

So, what are the rules? Let's see if we can separate fact from fiction. The starting point for any discussion relating to safety on the road needs to start at the Legislation and associated Regulations. I'm not a lawyer, but this area is reasonably simple to read and comes with lots of interpretive notes from the responsible government department. For South Australia, the relevant legislation is "*The Road Traffic Act and Regulations, 1961*". If you suffer from insomnia, you can obtain a copy of the *Act* from the SA Government Website.

The good thing is, we don't need to read too much as the SA Government has published a Vehicle Standards Fact Sheet, MR25. The fact sheet opens with the sentence:

Before towing a trailer please ensure that all safety measures and towing regulations have been met.

In the April and May Newsletters, Chris put together a couple of articles on some of the issues associated with towing and they make very interesting reading.

Why do we even need shackles and chains? The Regulations require that:

A trailer must be securely coupled to the vehicle towing it and must have a safety connection such as a chain or cable that will keep the trailer connected to the towing vehicle in the event of an accidental disconnection of the tow coupling.

So, we all *knew* that trailers and caravans *had* to have chains. However, the Regulations only state a chain as an example. I must admit that I have not seen any other safety device in use, but they could exist. Now we agree that chains are suitable, it would be a good idea to understand the requirements for chains. The SA fact sheet doesn't go into too much detail, but the Queensland Department has a "*Safe Towing Guide*" that does explain many aspects of safe towing. For the sake of this article, I'll extract a couple of key points:

- trailers that do not exceed 2500 kg ATM must have at least one safety chain with a 3500kg capacity (complying with the relevant sections of an Australian Standard).
- trailers over 2.5 tonnes and not exceeding 3.5 tonnes ATM must have two safety chains of designation of 3500 kg.

The final step in the process is to connect the chain to the towing vehicle (ah, that was the subject of this article). The rules are pretty simple:

Safety chain(s) must be suitably and appropriately connected to a tow bar. The use of a shackle is permitted, provided the shackle used is **fit for the purpose** and compatible with the safety chain in terms of strength and size.

You will note that there is no direct mention of a "rated" shackle. However, the key here is "fit for purpose". To help us out, the Queensland guide includes the following table:

Trailer ATM (kg)	Suitable rated D shackle size AS 2741-2002 Grade "S" or "6 dee" or "6 bow"
up to 1 000	6mm S WLL 0.5T
up to 1 600	6mm S WLL 0.5T
up to 2 500	8mm S WLL 0.75T
up to 3 500	10mm S WLL 1.0T

The bottom line is that if you use shackles that meet the guide and providing the shackle is correctly installed, you will have no problem convincing anyone who needs to know that your shackle is, indeed, fit-for-purpose. If your favourite shackle does meet this guidance and something does go wrong then you will probably have a very difficult time proving fit-for-purpose.

[Pete]

PS: While Stainless Steel shackles and link might look nice, they are not normally designed for shock loads and would probably not meet the fit-for-purpose test so best to leave them at the chandlers.

PPS: Don't forget to ensure the pin is fully tightened before heading off on your great adventure and even the mildest bumps and corrugations will encourage the pins to rattle loose.



Ready for "lunch" at Wolta Wolta

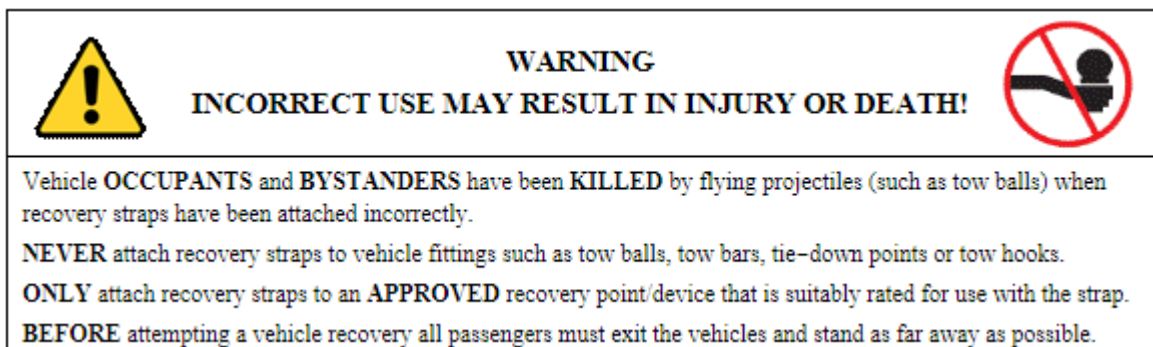
TECHNICAL – SNATCH STRAPS ARE NO MORE

In November 2017 the Consumer Goods (Motor Vehicle Recovery Straps) Safety Standard 2017 came into effect. This new standard replaced the Trade Practices (Consumer Product Safety Standard) (Motor Vehicle Recovery Straps) Regulations 2010. The old 2010 Regulations did include the term "snatch strap", but only as an illustration of a motor vehicle recovery strap.

The December 2017 Standard no longer uses the term "snatch strap" and only uses the term Motor Vehicle Recovery Strap. There is a transition period of 24 months so you can probably still purchase "snatch straps" until 1 December 2019, but why take the risk?

The new Standard is very prescriptive in terms of:

- Permanent labelling on the recovery strap that includes:
 - the name or logo of its Australian manufacturer, importer or distributor.
 - its batch code or serial number
 - minimum breaking strength, in metric units
 - a recommendation that the minimum breaking strength should be between 2-3 times the vehicle's GVM, and
 - advice that the strap must be suited to the GVM of the lighter of the two vehicles in the recovery.
- Specific marking on the packaging
- Inclusion of usage instructions
- A NO TOW BALL warning:



This piece of legislation is actually very easy to read and, if you are interested, can be found at <https://www.legislation.gov.au/Details/F2017L01560>.

So before heading out to buy that essential Motor Vehicle Recovery Strap, make sure you are purchasing one that is compliant to the new Safety Standard.

[Pete]

AUTUMN RAFFLE – LUCKY WINNERS



First Prize - Valued at \$750 from Gawler Mechanical
<https://www.facebook.com/Gawler-Mechanical-171513072869777/>

First Prize Ironman 4 x 4 30l Fridge Freezer donated by Ticket 390
Gawler Mechanical Shirley Secomb (RFDS)



Congratulations Shirley

Second Prize: \$50 Meat tray from Wintulichs, Ticket 455
<http://wintulichs.com/> John Jansen

Third Prize: \$50 Voucher from the Golden Fleece Hotel, Ticket 086
<http://goldenfleecegawler.com.au/> Ann Hebron

Fourth Prize \$50 Voucher from Beauty on Calton, Ticket 008
<https://www.facebook.com/beautyon.calton/> Andre De Reuver

On behalf of the Gawler and Districts 4WD Club we would like to thank all who purchased tickets. A total of \$470 will be donated to the RFDS

Of course, we must also thank our generous sponsors.

SPONSOR ACKNOWLEDGEMENTS



GAWLER

FOR ALL YOUR 4WD AND SUV TYRES
OR
PASSENGER TYRES AND WHEEL ALIGNMENTS

**CONTACT MICHAEL OR JASON
on 08 85223000**

WE WILL BEAT ANY COMPETITORS PRICE

COOPER, BFG, BRIDGESTONE, KUMHO, TOYO,
MAXXIS, GENERAL


Gawler Fishing & Outdoors

48 Murray St Gawler SA 5118
Phone 08 8522 6200

fishnout@bigpond.net.au

Club Discount with **club card
applies to all non-special items**

- *Fishing Tackle*
- *Fridge / Freezers*
- *Guns & ammo*
- *Binoculars*
- *Knives*
- *Camping gear*
- *GPS systems*
- *Swags*
- *Marine*
- *Repairs*



- General Automotive maintenance
- Logbook Servicing
- Suspension & Brakes
- Performance
- Starter motors
- Alternators
- C.V Joints & Shafts
- Radiators
- Batteries
- Transmission service

The Home Of

Ironman 4x4 Gawler

7 First Street

Gawler South SA 5118

Work Shop: 08 85 224655

Sales Rep: 0497 924 666

- Bull Bars & Roof Racks
- Underbody Protection
- Canopies
- 4x4 Suspension
- Snorkels, Steps, Bars & Rails
- Drawer Systems
- Rooftop Tents & Awnings
- Recovery Equipment
- Camping Accessories
- Fridges

gawlermechanical@gmail.com



and much more.

MEMBERS NOTICE BOARD



PHOTO COMPETITION

Yes, it's on again. You know the rules but just in case, here they are:

The PHOTO COMPETITION RULES:

- No specific categories apply
- Each member may enter up to four (4) photos
- Photos should be copy (not originals) - Size 15cm x 10cm (6"x4")
- Photos should have been taken on a club trip during the last 12 months
- All photos must be labelled on the back with your name and where the photo was taken
- Entries to be handed to John by close of November General meeting
- Late entries will not be accepted

Entries to be handed to John by close of
NOVEMBER GENERAL MEETING

Late entries will not be accepted.

So get your photos in !!!

DOUBLE CHANCE OF a PRIZE!!



TRIP REPORT COMPETITION

It's on again....

The committee has once again, decided to continue with the Trip Report competition this year to reward those who submit a Trip Report throughout the year!

It does not matter whether the report is long or short, serious or funny, whether you have written one or more, your name will go in the "hat" for each report that is written.

Winner will be drawn out of the collection of names at the end of the year either at the Christmas Show BBQ or at the AGM.

So the more reports you write
the better your chances of winning!

There will be another
Amazing Prize
so please keep-on writing!!!

GAWLER AND DISTRICTS 4WD WEB SITE

Have you checked out our web site lately? www.gawler4wd.com.au

Details of when meetings are to be held, what trips and events are coming up along with useful links to lots of 4WD resources are included. Read about the latest trip report or view our photo library. Of course, you can download one of our newsletters (back to Aug 2009) including our special 10th year anniversary versions.



Check our FAC

EBOOK link as well. www.facebook.com/GawlerandDistricts4WDClub

TRIP REPORT

Waterloo Day Trip Report - June 10 2018

After meeting at "Map the Miner" in Kapunda, the group of 19 people travelled to the Kapunda Art Gallery.

Maxine, our friendly guide, gave a short introduction about the local Art and Craft Gallery and introduced us to the story of Sam Blooms tragic accident which left her a paraplegic and suffering from depression. Into her family's life came a special feathered friend called Penguin, who became a symbol of love, hope and courage that helped save the Bloom family. A very touching true story. Books are now available and it's soon to be made into a movie.

From the Art Gallery we travelled via Allendale North and Hamilton through wind turbine country and crossed the beginnings of the Light River. Through Marrabel to Waterloo, the birth place of Tom Kruse (a former mailman of the outback on the Birdsville track in the border area between South Australia and Queensland.) Here we shared Morning tea at Tom Kruse Park, which comprised a neat shelter and playground and displayed information on the history of Tom.



On our way to Burra, we travelled the Old Adelaide Road, a picturesque but still very dry region. We passed Princess Royal Station, many old stone buildings and ruins and the head of the Light River. We also checked in on the ongoing renovations of the old Burra Railway Station. Good progress is being made there with the next project being the restoration of an old railway carriage into a dining car. After stopping at the local bakery, we enjoyed lunch and friendship at the Burra Creek Park.

We then travelled to Clare and were given a grand tour of the Wolta Wolta Homestead which has been brought back to its former glory after being destroyed by the Ash Wednesday Bushfires in 1983. Wolta Wolta was constructed by John Hope in 1846. Its last addition was completed in 1871. In 2007 it was purchased by Robert Parker who commenced its restoration and brought it back to its original grandeur. With the features of elegant



ruby glassware, gas operated lighting and elaborate silverware, together with polished Tasmanian oak and Jarrah floors, it is truly exquisite and has brought to life a by-gone era for future generations of South Australians to enjoy.

Our day was complete after visiting the Olive Bus for coffee and cake. A quaint little olive grove, featuring a Bus Cafe with delightfully friendly staff, great coffee and knee rugs to keep warm!!!

It was a wonderful day and great to see some new faces joining our group. Those present were Wayne & Fiona, Steve & Jenny, Garry, Roy & Bron, Chris & Julie, Max & Lyn, Jo & her Mum, Peter & Sandra and Keryn & Brent.

Thank you Q and Deb for organising and leading the Waterloo day trip.

Keryn

FRIDAY FUNNIES

(Thanks to Westprint Friday Five)

A local business placed the following ad: "HELP WANTED. Must be able to type, must be good with a computer and must be bilingual. We are an Equal Opportunity Employer."

The next day, a dog trotted into the office and up to the receptionist. Getting the idea, the receptionist got the office manager. The office manager looked at the dog and was surprised, to say the least. However, the dog looked determined, so he leads him into the office. Inside, the dog jumped up on the chair and stared at the manager.

The manager said "I can't hire you. The sign says you have to be able to type." The dog jumped down, went to the typewriter and proceeded to type out a perfect letter. He took out the page and trotted over to the manager and gave it to him, then jumped back on the chair.

The manager was stunned, but then told the dog "the sign says you have to be good with a computer." The dog jumped down again and went to the computer. The dog proceeded to enter and execute a perfect program.

By this time the manager was totally dumb-founded! He looked at the dog and said "I realize that you are a very intelligent dog and have some interesting abilities. However, I still can't give you the job."

The dog jumped down and went to a copy of the sign and put his paw on the sentences that told about being an Equal Opportunity Employer. The manager said "yes, but the sign also says that you have to be bilingual."

The dog looked at the manager and said, "Meow!"